



CHANGXING QIANGSHENG MACHINERY CO.,LTD.

TEL: 86 572 6219011 / 86 572 6662711

ADD: NO.2 SHANGZHUANG ROAD ECONOMIC DEVELOPMENT ZONE, CHANGXING, ZHEJIANG, P.R CHINA

EMAIL: INFO@QSLIFT.COM | WWW.QSLIFT.COM

INTELLIGENT SOLUTIONS FOR INTRALOGISTICS

FULL RANGE ELECTRIC WAREHOUSE EQUIPMENT

CHANGXING QIANGSHENG MACHINERY CO.,LTD.



COMPANY INTRODUCTION

QSLIFT, a brand of QIANGSHENG Machinery, is a highly competitive material handling solutions provider. It provides full range of material handling equipment and warehouse equipment. QSLIFT products are mainly produced at QIANGSHENG's modern intelligent factory in Changxing, Zhejiang, China. The factory is built under the standard of "green, flexible, intelligent and automated", covering a total area of 52,000 square meters with an annual production capacity of 100,000 units.

The core technology of QSLIFT product originally designed by QIANGSHENG technical team. From year 2011 the beginning only process the truck components and parts, and now it can make full range warehouse equipment, thanks to the owner's forward-looking of the industrial future. With precise controller, lower energy consumption, better compatibility and more stable performance and more competitive price on electric trucks and stackers, QSLIFT products are highly favored by its customers.

Our mission is to offer best value to our customers worldwide by providing simple and reliable material handling equipment as well as local professional services.

For more information about QSLIFT, please visit the website at <http://www.qslift.com>



C H A N G X I N G Q I A N G S H E N G M A C H I N E R Y C O . , L T D .

CONTENTS

PALLET TRUCK /P1-48

AC25 / AC30



P01 2500/3000kg

BF25 / BF30



P05 2500/3000kg

SHPT20A



P09 2000kg

SHPT20B



P13 2000kg

EPT15V / EPT20V



P17 1500/2000kg

EPT15 / EPT20



P21 1500/2000kg

EPT15Q



P25 1500kg

EPT20E



P29 2000kg

EPT15ES / EPT20ES



P33 1500/2000kg

EPT15ES-S / EPT20ES-S



P37 1500/2000kg

QET20



P41 2000kg

QET25P / QET30P



P45 2500/3000kg

PALLET STACKER /P49-110

QMS0512/1016/1516/2016
QMS1020/1025/1030/1520/1525/1530/2020



P49 500/1000/1500/2000kg

SES10 / SES12 / SES15



P51 1000/1200/1500kg

QSS15



P55 1500kg

QSS15-SL



P59 1500kg

PALLET STACKER /P49-110

QES10E / QES12E



P63 1000/1200kg

QES10E-SL / QES12E-SL



P67 1000/1200kg

QES15E



P71 1500kg

QES15E-SL



P75 1500kg

QES15B



P79 1500kg

QES15D



P83 1500kg

QES15E-P



P87 1500kg

QES16-P / QES20-P



P91 1600/2000kg

3WEF15 / 3WEF18



P95 1500/1800kg

LIFT TABLE /P111-121

PS0485 / PS0412 / PS0415
FP0485 / FP0412 / FP0415



P111 400kg

EPS0412 / EPS0415 / EFP0412 / EFP0415



P112 400kg

TF15/30/50/75/100



P115 150/300/500/750/1000kg

TG50 / TG100



P116 500/1000kg

HIW1.0EU / HIW2.0EU
HIW3.0EU / HIW4.0EU



P117 500/1000/2000/3000kg

TFD15 / TFD35 / TFD70



P118 150/350/700kg

ETF30 / ETF35 / ETF50 / ETF75



P119 300/350/500/750kg

HTF-G05 / HTF-G10
HTF-G20 / HTF-U10



P121 500/1000/2000/3000kg



AC25 / AC30 HAND PALLET TRUCK

Capacity 2500 KGS / 3000 KGS

Professional and ideal storage aid for all variety of manual transport tasks over short distances in stores and warehouse as well as factory plants

Top class range of pallet truck with excellent designs, reliable, sturdy, torsion-resistant



● Handle Option




Three position operational handle lever for lifting, transportation and lowering purposes.

Ergonomically designed handle with comfortable rubber grip allows the optimized safety as well as comfortable.


Sealed oil cylinder

Excellent whole casting hydraulic pump, robust and durable, with fine control of lowering speed and overload valve, low routine maintenance.



Entry roller

Tandem load roller with additional entry roller which guarantees for maximum stability and safety for transporting goods on slopes.




Polyurethane

Ideal for delicate floors with hard wearing and non-marking property, quiet and durable.



Nylon

Low drag efforts, high resistance to chemicals, preferred in food, fishing and chemical industries with smooth floors.



Rubber

Best choice for quiet and durable demands, ideal for smooth and rough floors.



Main Feature



High strength chassis design

The high strength chassis and compact design ensure the long life and flexibility. Specifically supported by its perfect metal welding and bending technology, and metal toughness as well.



Security and stability

The hydraulic lifting system of this vehicle adopts the design without oil pipe, which greatly improves the reliability of the hydraulic system and reduces the risk of oil leakage of the joint or oil pipe.

PRODUCT

Product display

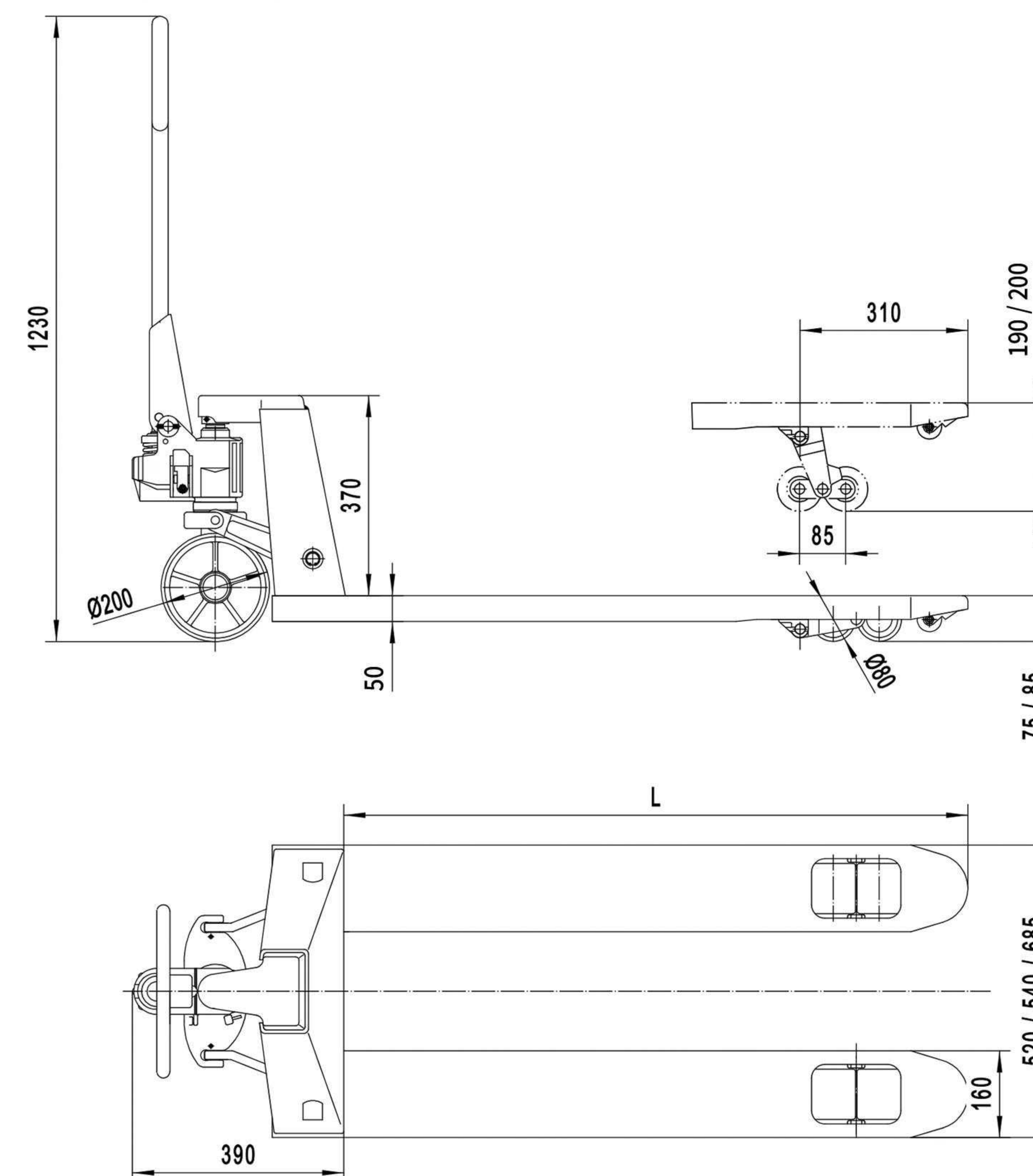


Suitable for long distance transportation inside the warehouse
 Suitable for logistics companies

AC25 / AC30

Technical Specification

Model		AC25		AC30	
Load capacity	kg	2500		3000	
Min. fork height h	mm	85	75	85	75
Max. fork height h1	mm	200	190	200	190
Steering wheel	mm	Φ180×50	Φ180×50	Φ180×50	Φ180×50
Load roller Single	mm	Φ80×93	Φ74×93	Φ80×93	Φ74×93
Load roller Tandem	mm	Φ80×70	Φ74×70	Φ80×70	Φ74×70
Size of fork e×s	mm	160×50			
Width overall forks B	mm	450/520/540/685			
Fork length L	mm	800/900/1000/1100/1150/1220			



BF25 / BF30 HAND PALLET TRUCK

Capacity 2500 KGS / 3000 KGS

Professional and ideal storage aid for all variety of manual transport tasks over short distances in stores and warehouse as well as factory plants

Top class range of pallet truck with excellent designs, reliable, sturdy, torsion-resistant



● Handle Option



Three position operational handle lever for lifting, transportation and lowering purposes.

Ergonomically designed handle with comfortable rubber grip allows the optimized safety as well as comfortable.

Sealed oil cylinder

Excellent whole casting hydraulic pump, robust and durable, with fine control of lowering speed and overload valve, low routine maintenance.



Entry roller

Tandem load roller with additional entry roller which guarantees for maximum stability and safety for transporting goods on slopes.




Polyurethane

Ideal for delicate floors with hard wearing and non-marking property, quiet and durable.



Nylon

Low drag efforts, high resistance to chemicals, preferred in food, fishing and chemical industries with smooth floors.



Rubber

Best choice for quiet and durable demands, ideal for smooth and rough floors.



Main Feature



High strength chassis design

The high strength chassis and compact design ensure the long life and flexibility. Specifically supported by its perfect metal welding and bending technology, and metal toughness as well.



Security and stability

The hydraulic lifting system of this vehicle adopts the design without oil pipe, which greatly improves the reliability of the hydraulic system and reduces the risk of oil leakage of the joint or oil pipe.

PRODUCT

Product display

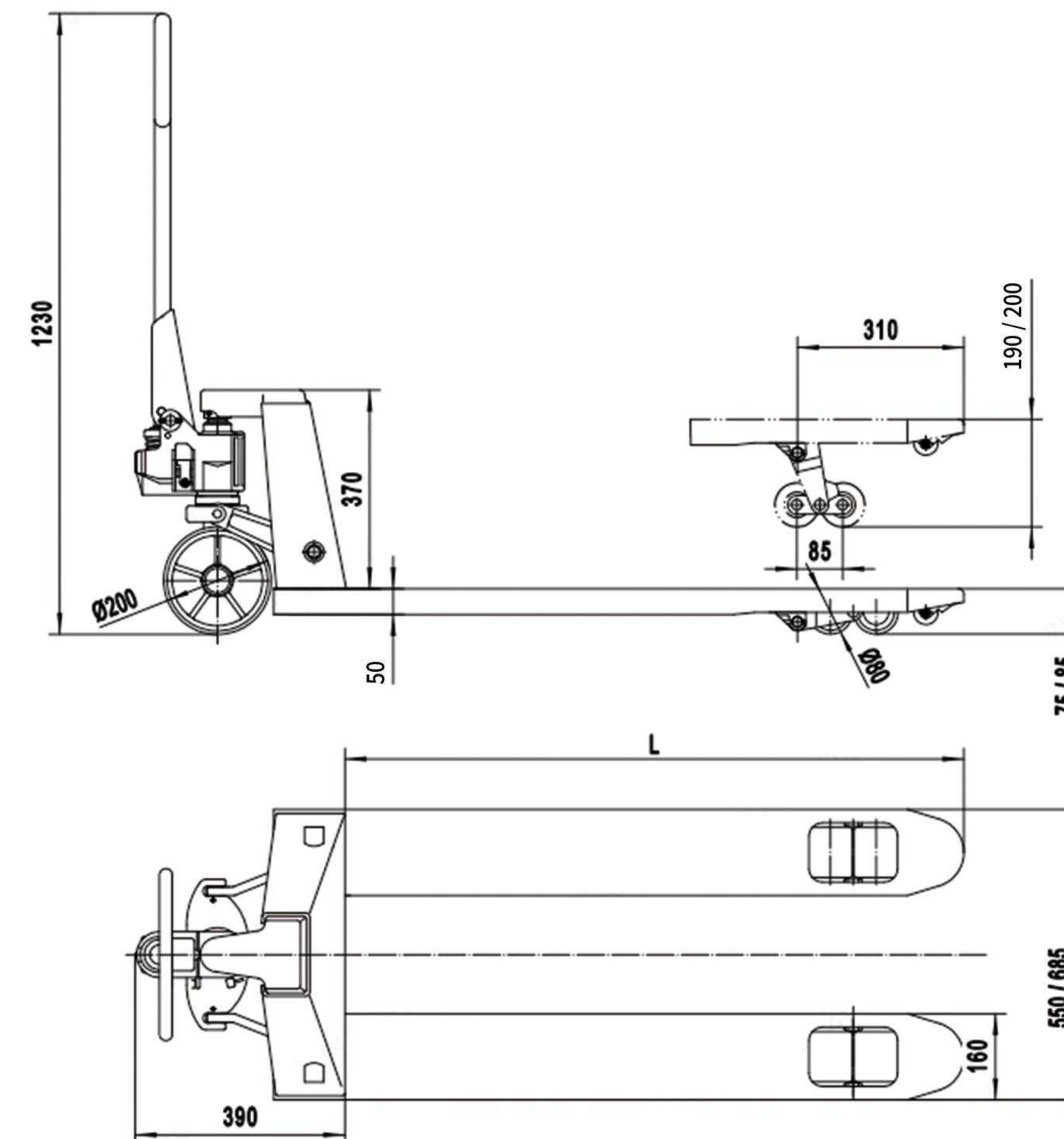


Suitable for long distance transportation inside the warehouse
 Suitable for logistics companies

BF25 / BF30

Technical Specification

Model		BF25	BF30
Pump		BF casting pump	
capacity	kg	2500	3000
Height of fork	mm	75-190 / 85-200	
Fork width	mm	550/685	
Fork Length	mm	800/900/1000/1100/1150/1220	
Steering wheel size	mm	180	
Front wheel size (twin wheels)	mm	Φ 80 × 70 / Φ 74 × 70	
Front wheel dimensions (single wheel)	mm	Φ 80 × 93 / Φ 74 × 93	
Material of the wheel		Nylon / PU	
Pump time to the top	times	≤13	
packing	pcs/pallet	6	
Net Weight	kg	68-75	



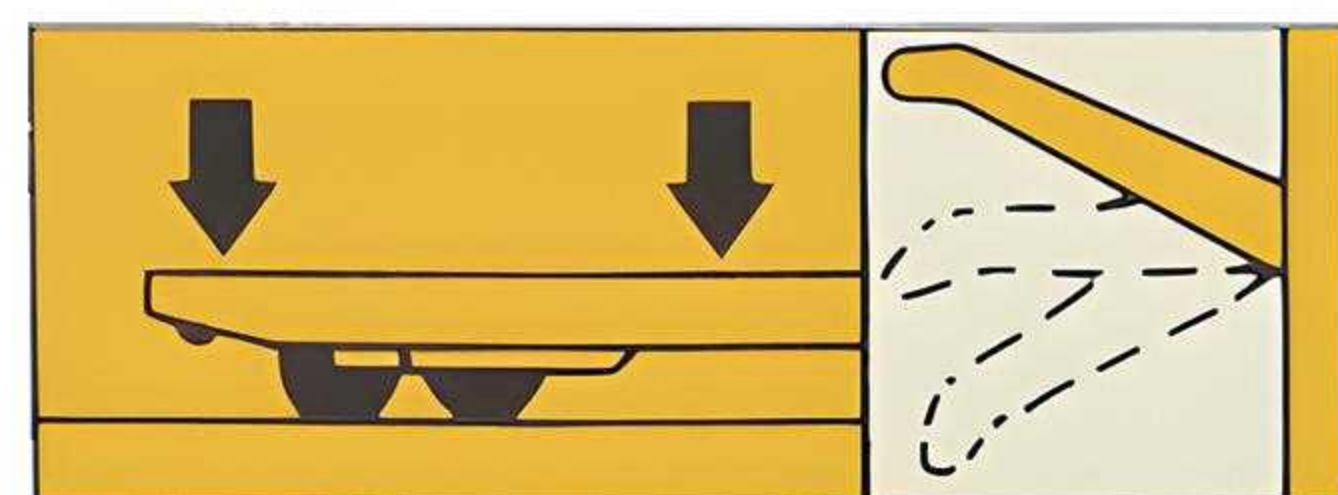
SHPT20A SCALE HAND PALLET TRUCK

Capacity 2000 KGS

With 4 accurate press sensor cells
Accuracy $\pm 0.1\%$



A




Three position operational handle lever for lifting, transportation and lowering purposes.

Ergonomically designed handle with comfortable rubber grip allows the optimized safety as well as comfortable.

● Handle Option


Sealed oil cylinder

Excellent whole casting hydraulic pump, robust and durable, with fine control of lowering speed and overload valve, low routine maintenance.



Stronger steel spring

Easy rebound and long life.




Polyurethane

Ideal for delicate floors with hard wearing and non-marking property, quiet and durable.



Nylon

Low drag efforts, high resistance to chemicals, preferred in food, fishing and chemical industries with smooth floors.



Rubber

Best choice for quiet and durable demands, ideal for smooth and rough floors.



Main Feature



High strength chassis design

The high strength chassis and compact design ensure the long life and flexibility. Specifically supported by its perfect metal welding and bending technology, and metal toughness as well.



Security and stability

The hydraulic lifting system of this vehicle adopts the design without oil pipe, which greatly improves the reliability of the hydraulic system and reduces the risk of oil leakage of the joint or oil pipe.

PRODUCT

Product display

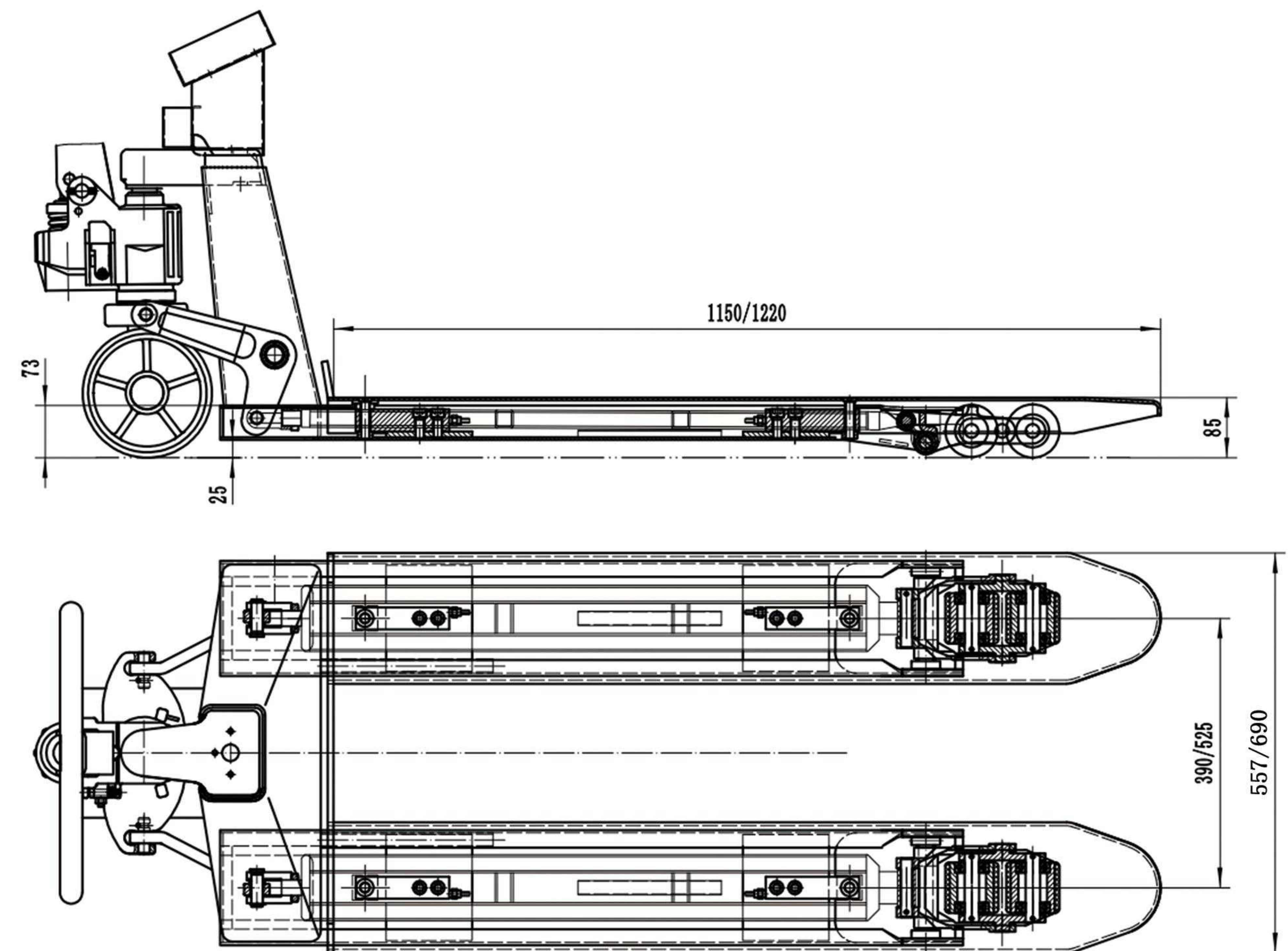


Suitable for long distance transportation inside the warehouse
 Suitable for logistics companies

SHPT20A

Technical Specification

Model	SHPT20A	
Load capacity	kg	2000
Steering wheel	mm	Φ180×50
Single load roller	mm	Φ80×93
Tandem load roller	mm	Φ80×70
Fork height	mm	85-200
Weighing accuracy	%	±0.1
Fork width	mm	555/690
Fork length	mm	1150/1220



SHPT20B SCALE HAND PALLET TRUCK

Capacity 2000 KGS

With 4 accurate press sensor cells
Accuracy $\pm 0.1\%$



● Handle Option




Three position operational handle lever for lifting, transportation and lowering purposes.

Ergonomically designed handle with comfortable rubber grip allows the optimized safety as well as comfortable.


Sealed oil cylinder

Excellent whole casting hydraulic pump, robust and durable, with fine control of lowering speed and overload valve, low routine maintenance.



Stronger steel spring

Easy rebound and long life.




Polyurethane

Ideal for delicate floors with hard wearing and non-marking property, quiet and durable.



Nylon

Low drag efforts, high resistance to chemicals, preferred in food, fishing and chemical industries with smooth floors.



Rubber

Best choice for quiet and durable demands, ideal for smooth and rough floors.



Main Feature



High strength chassis design

The high strength chassis and compact design ensure the long life and flexibility. Specifically supported by its perfect metal welding and bending technology, and metal toughness as well.



Security and stability

The hydraulic lifting system of this vehicle adopts the design without oil pipe, which greatly improves the reliability of the hydraulic system and reduces the risk of oil leakage of the joint or oil pipe.

PRODUCT

Product display

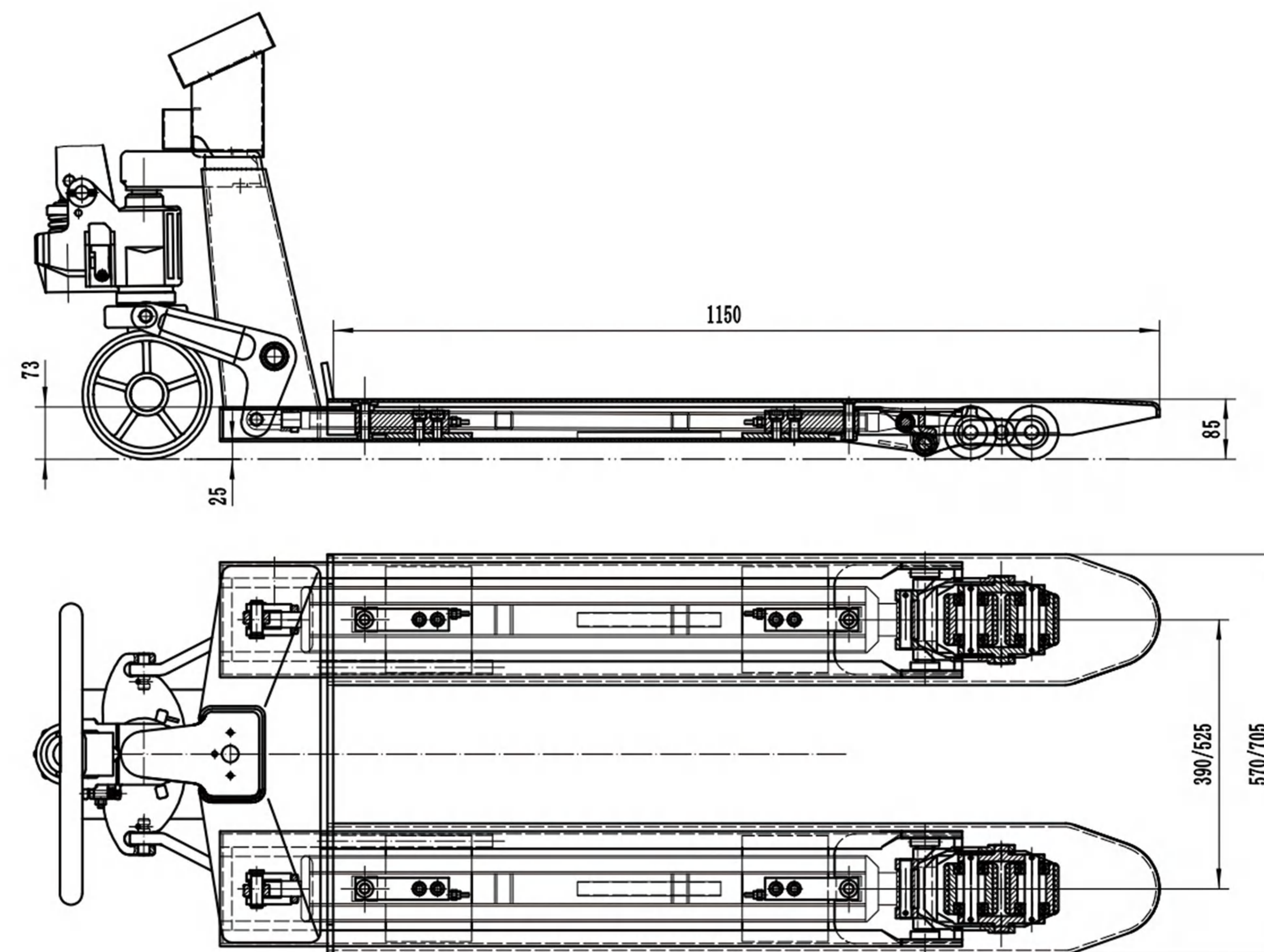


Suitable for long distance transportation inside the warehouse
 Suitable for logistics companies

SHPT20B

Technical Specification

Model	SHPT20B	
Load capacity	kg	2000kg
Power supply		3.7V DC
Environmental conditions		Dry environment
Operating temperature		-10°C— 40°C(14°F to 104°F)
Fork height, min./max.	mm	76/190 85/200
Weighing accuracy	%	±0.1
Fork width	mm	570/705
Fork length	mm	1150



EPT15V / EPT20V ELECTRIC PALLET TRUCK

Capacity 1500 KGS / 2000 KGS

Drive by lithium battery

Carry materials efficiently

Perfect alternative for hand pallet truck



● Pin-code handle
(For option)

Drive control

Turtle speed

Battery indicator

Magnetic movable key

Emergency reverse

Horn

Lifting & lowering



4 mm thickness motor cover

Effectively protect the internal motor and the wiring device.

ABS dustproof plastic shell

Make the internal controller and wiring more clean and looks more nicer.

Replaceable battery

Make the charging conveniently

Balance roller for option



Main Feature



High strength chassis design

The high strength chassis and compact design ensure the long life and flexibility. Specifically supported by its perfect metal welding and bending technology, and metal toughness as well.



Variety battery capacity available

By pairing battery volumes and its chargers to match various work time demands.



Security and stability

The hydraulic lifting system of this vehicle adopts the design without oil pipe, which greatly improves the reliability of the hydraulic system and reduces the risk of oil leakage of the joint or oil pipe.

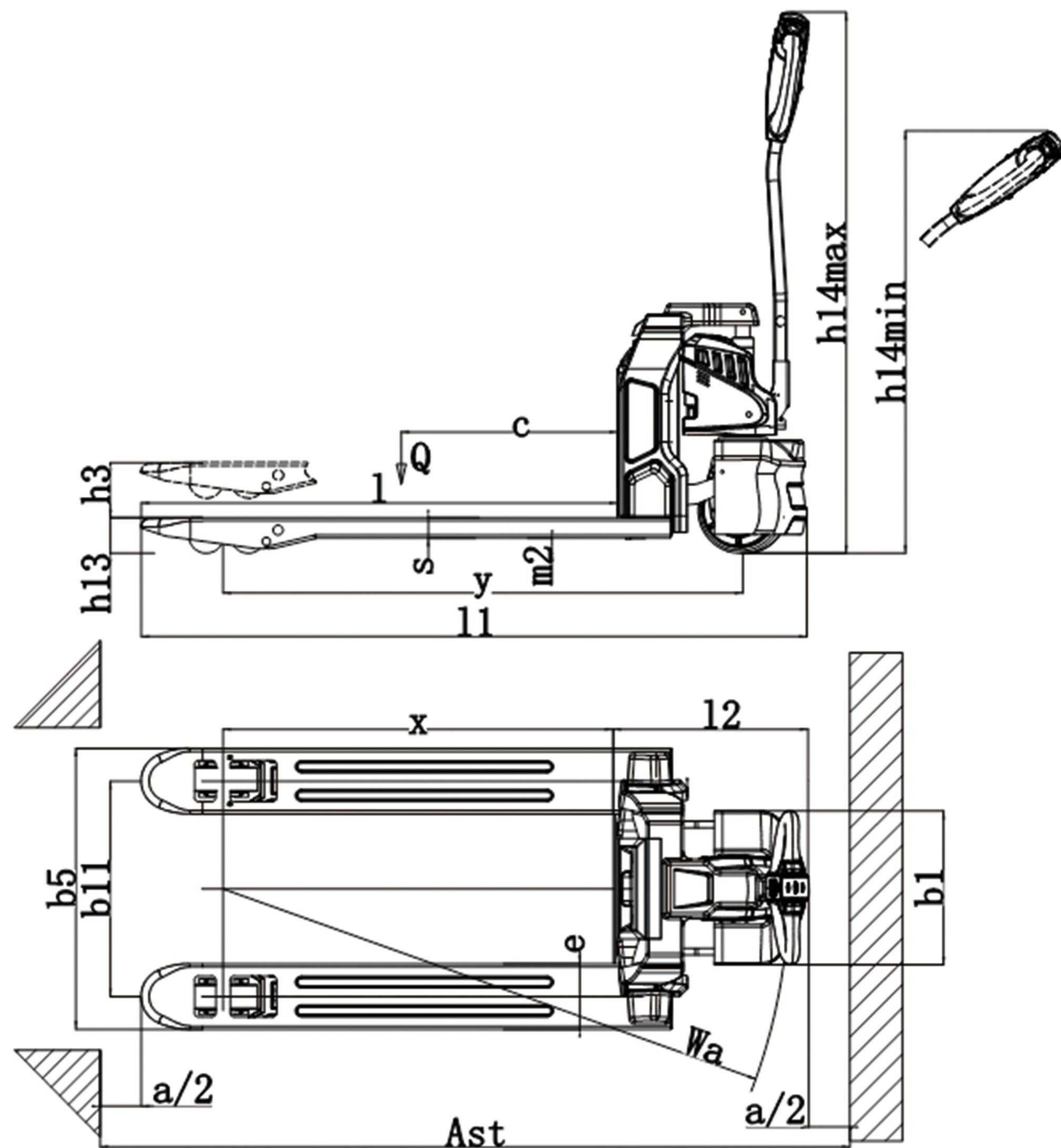


Intelligent control system

Equipped with CAN-BUS technology, automatically monitoring the status of the truck, and fault diagnosis.

SPECIFICATION

Technical Specification



EPT15V / EPT20V

Technical Specification

		Manufacturer's type designation	EPT-V		
Distinguishing mark	1.3	Power(battery,diesel,petrol gas>manual)	Battery		
	1.4	Operator type	Pedestrian		
	1.5	Load capacity / Rated load	Q(t)	1.5	2.0
	1.6	Load centre distance	C (mm)	600	
	1.8	Load distance ,centre of drive axle to fork	X (mm)	950	
Weight	1.9	Wheelbase	Y (mm)	1270	
	2.1	Service weight	kg	142	145
	2.2	Axle loading, laden front/rear	kg	828/1326	
Tires, chassis	2.3	Axle loading, unladen front/rear	kg	100/34.5	
	3.1	Tires		PU	
	3.2	Tire size, front	∅×w (mm)	∅210×75	
	3.3	Tire size, rear	∅×w (mm)	∅80×70	
	3.4	Additional wheels(dimensions)	∅×w (mm)	\	
	3.5	Wheels, number front/rear(x=driven wheels)		1x/4	
	3.6	Tread, front	b10 (mm)	\	
Dimensions	3.7	Tread, rear	b11 (mm)	390/525	
	4.4	Lift height	h3 (mm)	110	
	4.9	Height of tiller in drive position min. / max.	h14 (mm)	585/1250	
	4.15	Height, lowered	h13 (mm)	75/85	
	4.19	Overall length	l1 (mm)	1620	
	4.20	Length to face of forks	l2 (mm)	470	
	4.21	Overall width	b1 (mm)	550/685	
	4.22	Fork dimensions	s/e/l (mm)	50/160/1150	
	4.25	Distance between fork-arms	b5 (mm)	550/685	
	4.32	Ground clearance, centre of wheelbase	m2 (mm)	35	
Performance	4.33	Aisle width for pallets 1000 x 1200 crossways	Ast (mm)	1820	
	4.34	Fork dimensions	Ast (mm)	1870	
	4.35	Turning radius	Wa (mm)	1380	
	5.1	Travel speed, laden/ unladen	km/h	4.2/4.5	
	5.2	Lift speed, laden/ unladen	m/s	0.017/0.02	
Motors	5.3	Lowering speed, laden / unladen	m/s	0.04/0.04	
	5.8	Gradeability, laden/ unladen	%	6/10	
	5.10	Service brake		Electromagnetic	
Additional data	6.1	Drive motor rating S2 60min	kw	0.75	0.9
	6.2	Lift motor rating at S3 10%	kw	0.5	0.8
	6.3	Battery acc. to DIN 43531 /35 / 36 A, B, C, no		\	
	6.4	Battery voltage, nominal capacity K5	V/Ah	24/20(30,40,50)	48/15(20)
Additional data	6.5	Battery weight (minimum)	kg	5.5	
	6.6	Energy consumption acc. to VDI cycle	KWh/h	\	
	8.1	Type of drive control		DC speed control	
	8.4	Sound level at driver's ear acc. to EN 12053	dB(A)	≤70	

EPT15 / EPT20 ELECTRIC PALLET TRUCK

Capacity 1500KGS / 2000 KGS
 Drive by lithium battery
 Moves quick and efficient
 Perfect alternative to hand pallet truck



● Pin-code handle
(For option)

Drive control

Turtle speed

Battery indicator

Magnetic movable key

Emergency reverse

Horn

Lifting & lowering



Tandem load roller

Guarantees for maximum stability and safety



Thick metal cover

Protects inside motor and wiring



Balancing wheels (For option)



Replaceable battery

Convenient to charge



Main Feature



High strength chassis design

The high strength chassis and compact design ensure the long life and flexibility. Specifically supported by its perfect metal welding and bending technology, and metal toughness as well.



Variety battery capacity available

By pairing battery volumes and its chargers to match various work time demands.



Security and stability

The hydraulic lifting system of this vehicle adopts the design without oil pipe, which greatly improves the reliability of the hydraulic system and reduces the risk of oil leakage of the joint or oil pipe.

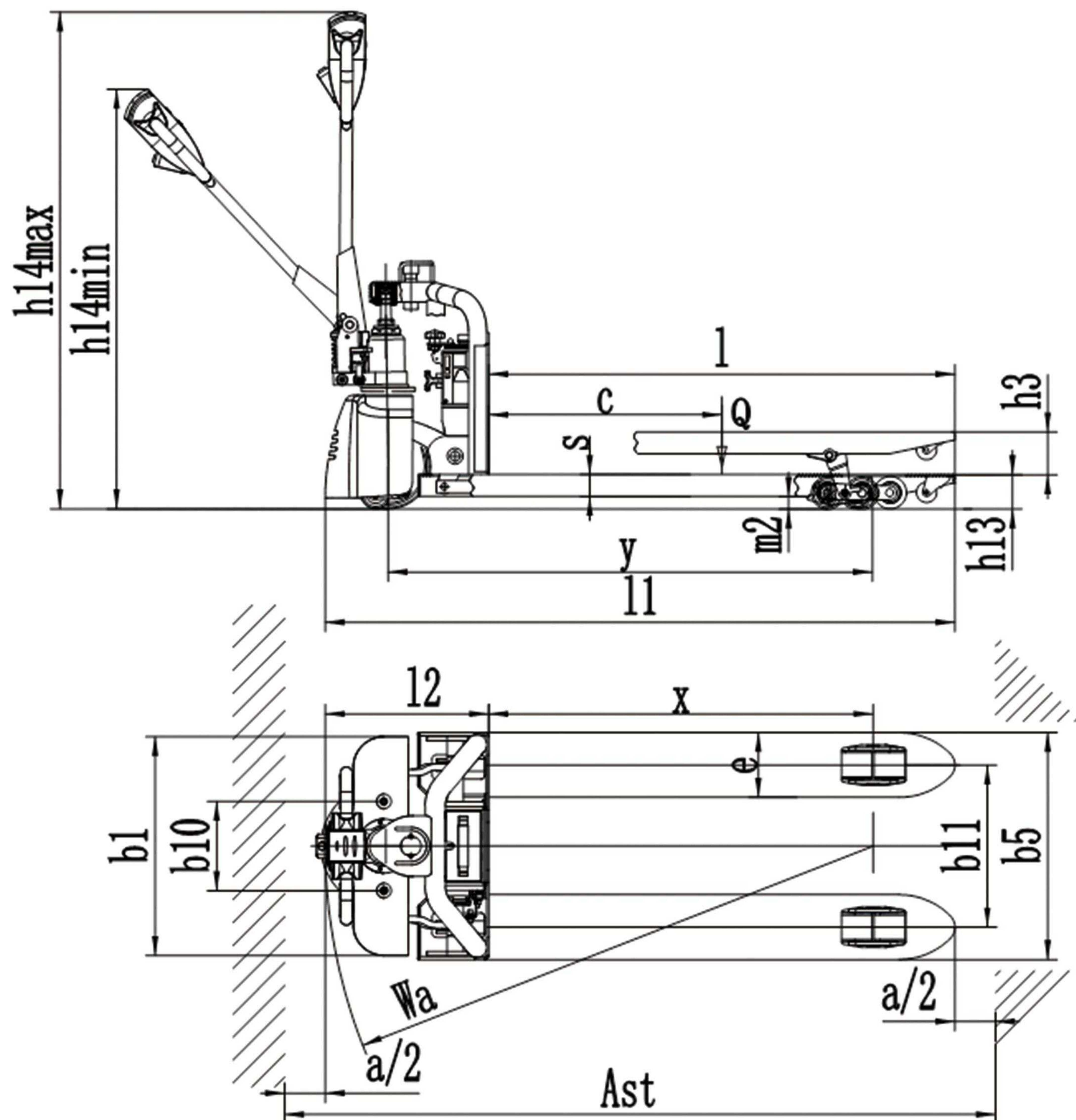


Intelligent control system

Equipped with CAN-BUS technology, automatically monitoring the status of the truck, and fault diagnosis.

SPECIFICATION

Technical Specification



EPT15 / EPT20

Technical Specification

		Manufacturer's type designation	EPT15	EPT20	
Distinguishing mark	1.3	Power (battery ,diesel, petrol, gas, manual)	Battery		
	1.4	Operator type	Pedestrian		
	1.5	Load capacity / Rated load	Q(t)	1.5	2.0
	1.6	Load centre distance	C (mm)	600	
	1.8	Load distance ,centre of drive axle to fork	X (mm)	950/1020	
Weight	1.9	Wheelbase	y (mm)	1220/1290	1265
	2.1	Service weight	kg	155/160	335
	2.2	Axle loading, laden front/rear	kg	\	
Tires, chassis	2.3	Axle loading, unladen front/rear	kg	\	
	3.1	Tires		PU	
	3.2	Tire size, front	Ø × w (mm)	φ80 × 70	
	3.3	Tire size, rear	Ø × w (mm)	φ210 × 70	φ190 × 70
	3.4	Additional wheels(dimensions)	Ø × w (mm)	φ70 × 36	
	3.5	Wheels, number front/rear(x=driven wheels)		1x/4	1x+2/4
	3.6	Track, front	b10 (mm)	\	
Dimensions	3.7	Track, rear	b11 (mm)	400/520	
	4.4	Lift height	h3 (mm)	105	
	4.9	Height of tiller in drive position min. / max.	h14 (mm)	600/1220	
	4.15	Height, lowered	h13 (mm)	85/75	
	4.19	Overall length	l1 (mm)	1560/1630	1620/1630
	4.20	Length to face of forks	l2 (mm)	410	458
	4.21	Overall width	b1 (mm)	560/680	
	4.22	Fork dimensions	s/e/l (mm)	50/160/1150(1220)	
	4.25	Distance between fork-arms	b5 (mm)	560/680	
	4.32	Ground clearance, centre of wheelbase	m2 (mm)	30	
Performance	4.33	Aisle width for pallets 1000 x 1200 crossways	Ast (mm)	2152/2220	2232/2240
	4.34	Aisle width for pallets 800X1200 lengthways	Ast (mm)	2022/2059	2102/2079
	4.35	Turning radius	Wa (mm)	1350/1420	
	5.1	Travel speed, laden/ unladen	Km/h	4.2/4.5	
	5.2	Lift speed, laden/ unladen	m/s	0.022/0.017	0.035/0.045
Motors	5.3	Lowering speed, laden / unladen	m/s	0.026/0.03	0.05/0.04
	5.8	Gradeability, laden/ unladen	%	6/10	5/7
	5.10	Service brake		Electromagnetic	
Additional data	6.1	Drive motor rating S2 60min	kw	0.75	0.85
	6.2	Lift motor rating at S3 10%	kw	0.5	
	6.3	Battery acc. to DIN 43531 /35 / 36 A, B, C, no		\	
	6.4	Battery voltage, nominal capacity K5	V/Ah	24/25	48/15
	6.5	Battery weight (minimum)	kg	7	50
	6.6	Energy consumption acc. to VDI cycle	KWh/h	\	
8.1	Type of drive control		DC speed control		
8.4	Sound level at driver's ear acc. to EN 12053	dB(A)	69		

EPT15Q ELECTRIC PALLET TRUCK

- Capacity 1500 KGS
- Battery maintenance-free
- Easy and fast charging
- Robust and durable frame and chassis
- Ergonomic long handle design
- Compact, flexible and easy to operate



- Emergency reverse
- Driving control
- Turtle speed
- Key lock
- Horn
- Lifting & lowering
- Battery indicator



PU tandem wheel
Stable and Durable

Thick metal cover
Protect motor



Emergency button
Make operator safety



Long handle
Ergonomic and Compact



2 sets Lead-acid battery
long time working



Main Feature



High strength chassis design

The high strength chassis and compact design ensure the long life and flexibility. Specifically supported by its perfect metal welding and bending technology, and metal toughness as well.



Variety battery capacity available

By pairing battery volumes and its chargers to match various work time demands.



Security and stability

The hydraulic lifting system of this vehicle adopts the design without oil pipe, which greatly improves the reliability of the hydraulic system and reduces the risk of oil leakage of the joint or oil pipe.

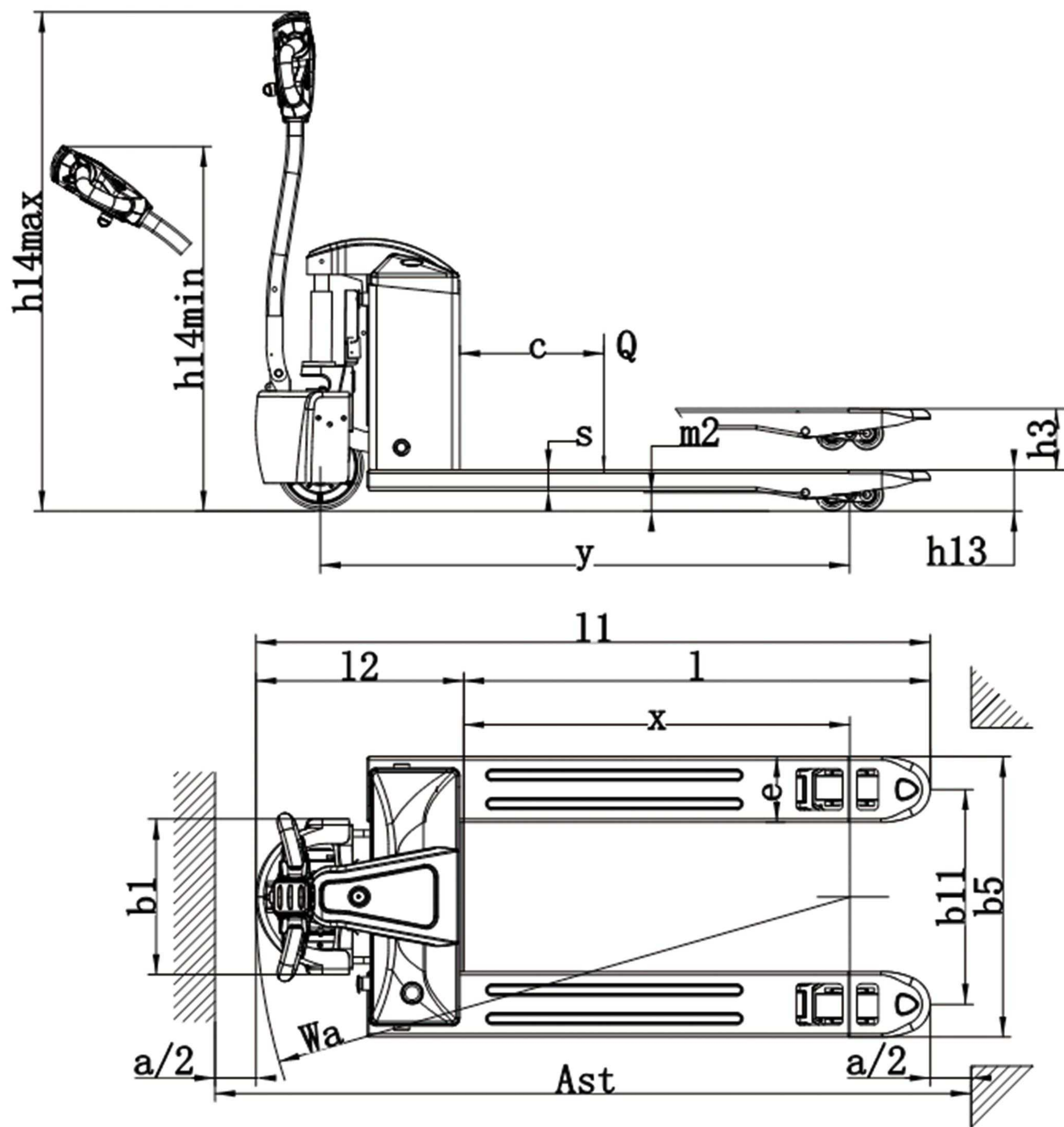


Intelligent control system

Equipped with CAN-BUS technology, automatically monitoring the status of the truck, and fault diagnosis.

SPECIFICATION

Technical Specification



EPT15Q

Technical Specification

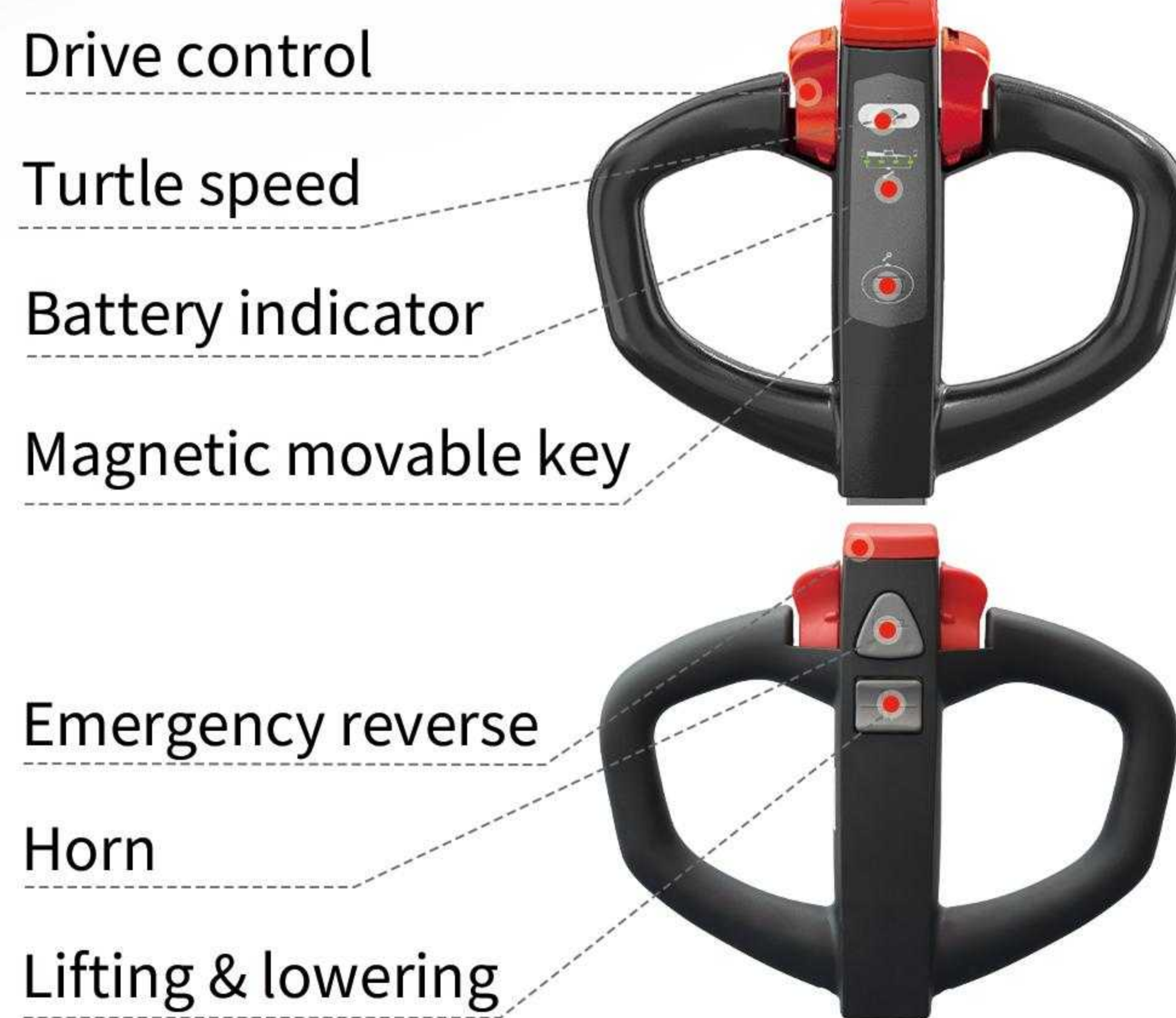
	Manufacturer's type designation	EPT15Q
Distinguishing mark	1.3 Power (battery ,diesel, petrol, gas, manual)	Battery
	1.4 Operator type	Pedestrian
	1.5 Load capacity / Rated load	Q(t) 1.5
	1.6 Load centre distance	C (mm) 600
	1.8 Load distance ,centre of drive axle to fork	X (mm) 944
Weight	1.9 Wheelbase	y (mm) 1294
	2.1 Service weight	kg 187
	2.2 Axle loading, laden front/rear	kg 588/1111
Tires, chassis	2.3 Axle loading, unladen front/rear	kg 145/43
	3.1 Tires	PU
	3.2 Tire size, front	$\varnothing \times w$ (mm) $\varnothing 210 \times 75$
	3.3 Tire size, rear	$\varnothing \times w$ (mm) $\varnothing 80 \times 70$
	3.4 Additional wheels(dimensions)	$\varnothing \times w$ (mm) \
	3.5 Wheels, number front/rear(x=driven wheels)	1x/4
	3.6 Track, front	b_{10} (mm) \
Dimensions	3.7 Track, rear	b_{11} (mm) 390/525
	4.4 Lift height	h_3 (mm) 105
	4.9 Height of tiller in drive position min. / max.	h_{14} (mm) 585/1220
	4.15 Height, lowered	h_{13} (mm) 75/85
	4.19 Overall length	l_1 (mm) 1648
	4.20 Length to face of forks	l_2 (mm) 508
	4.21 Overall width	b_1 (mm) 560/685
	4.22 Fork dimensions	s/e/l (mm) 50/160/1150
	4.25 Distance between fork-arms	b_5 (mm) 550/685
	4.32 Ground clearance, centre of wheelbase	m_2 (mm) 35
Performance	4.33 Aisle width for pallets 1000 x 1200 crossways	Ast (mm) 2196
	4.34 Aisle width for pallets 800X1200 lengthways	Ast (mm) 2068
	4.35 Turning radius	Wa (mm) 1393
	5.1 Travel speed, laden/ unladen	Km/h 4.2/4.5
	5.2 Lift speed, laden/ unladen	m/s 0.02/0.023
Motors	5.3 Lowering speed, laden / unladen	m/s 0.06/0.058
	5.8 Gradeability, laden/ unladen	% 6/10
	5.10 Service brake	Electromagnetic
Additional data	6.1 Drive motor rating S2 60min	kw 0.75
	6.2 Lift motor rating at S3 10%	kw 0.8
	6.3 Battery acc. to DIN 43531 /35 / 36 A, B, C, no	\
	6.4 Battery voltage, nominal capacity K5	V/Ah 12/75 \times 2
	6.5 Battery weight (minimum)	kg 18.8 \times 2
	6.6 Energy consumption acc: to VDI cycle	KWh/h \
Additional data	8.1 Type of drive control	DC speed control
	8.4 Sound level at driver's ear acc. to EN 12053	dB(A) ≤ 70

EPT20E / EPT25E ELECTRIC PALLET TRUCK

Capacity 2000 KGS / 2500 KGS
 Drive by lithium battery
 Moves quick and efficient
 Perfect alternative to hand pallet truck



● Pin-code handle
(For option)



PU tandem wheel
Stable and Durable



Thick metal cover
Protect internal motor



Emergency button
Make operator safety



Replaceable battery
Convenient charging



Main Feature



High strength chassis design

The high strength chassis and compact design ensure the long life and flexibility. Specifically supported by its perfect metal welding and bending technology, and metal toughness as well.



Variety battery capacity available

By pairing battery volumes and its chargers to match various work time demands.



Security and stability

The hydraulic lifting system of this vehicle adopts the design without oil pipe, which greatly improves the reliability of the hydraulic system and reduces the risk of oil leakage of the joint or oil pipe.

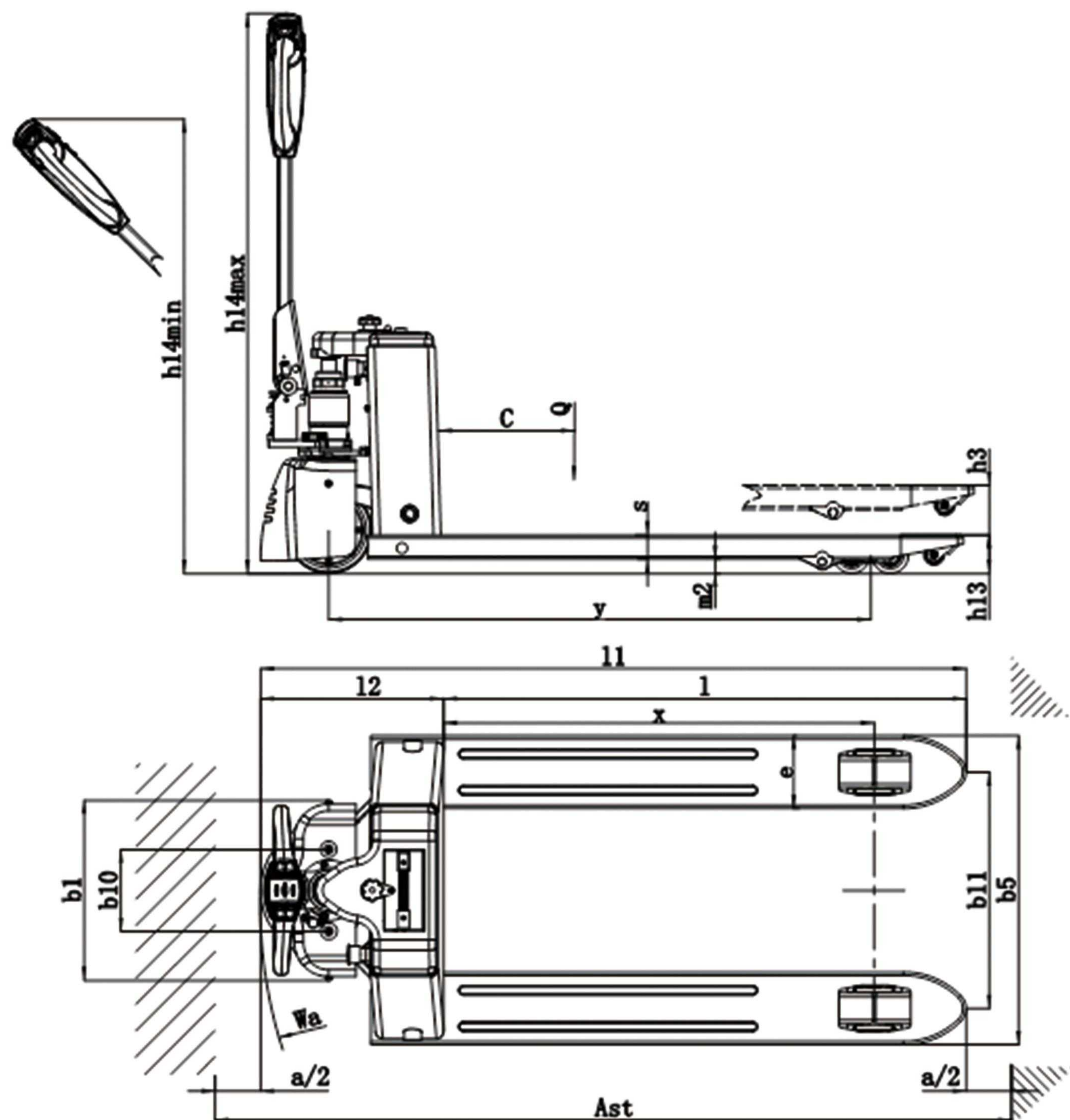


Intelligent control system

Equipped with CAN-BUS technology, automatically monitoring the status of the truck, and fault diagnosis.

SPECIFICATION

Technical Specification



EPT20E / EPT25E

Technical Specification

		Manufacturer's type designation	EPT20E	EPT25E	
Distinguishing mark	1.3	Power (battery ,diesel, petrol, gas, manual)	Battery		
	1.4	Operator type	Pedestrian		
	1.5	Load capacity / Rated load	Q(t)	2.0	2.5
	1.6	Load centre distance	C (mm)	600	
	1.8	Load distance ,centre of drive axle to fork	X (mm)	950/1020	
Weight	1.9	Wheelbase	y (mm)	1200/1270	
	2.1	Service weight	kg	120	
	2.2	Axle loading, laden front/rear	kg	882/1357	
Tires, chassis	2.3	Axle loading, unladen front/rear	kg	88/32	
	3.1	Tires		PU	
	3.2	Tire size, front	$\varnothing \times w$ (mm)	$\varnothing 190 \times 70$	
	3.3	Tire size, rear	$\varnothing \times w$ (mm)	$\varnothing 80 \times 70$	
	3.4	Additional wheels(dimensions)	$\varnothing \times w$ (mm)	\	
	3.5	Wheels, number front/rear(x=driven wheels)		1x/4	
	3.6	Track, front	b_{10} (mm)	\	
Dimensions	3.7	Track, rear	b_{11} (mm)	400/520	
	4.4	Lift height	h_3 (mm)	110	
	4.9	Height of tiller in drive position min. / max.	h_{14} (mm)	600/1200	
	4.15	Height, lowered	h_{13} (mm)	75/85	
	4.19	Overall length	l_1 (mm)	1560	
	4.20	Length to face of forks	l_2 (mm)	410	
	4.21	Overall width	b_1 (mm)	560/680	
	4.22	Fork dimensions	s/e/l (mm)	50/160/1150 (1220)	
	4.25	Distance between fork-arms	b_5 (mm)	560/680	
	4.32	Ground clearance, centre of wheelbase	m_2 (mm)	35	
Performance	4.33	Aisle width for pallets 1000 x 1200 crossways	Ast (mm)	2162/2230	
	4.34	Aisle width for pallets 800X1200 lengthways	Ast (mm)	2032/2069	
	4.35	Turning radius	Wa (mm)	1360/1430	
	5.1	Travel speed, laden/ unladen	Km/h	4.2/4.5	
	5.2	Lift speed, laden/ unladen	m/s	0.025/0.035	
Motors	5.3	Lowering speed, laden / unladen	m/s	0.035/0.030	
	5.8	Gradeability, laden/ unladen	%	6/10	
	5.10	Service brake		Electromagnetic	
Additional data	6.1	Drive motor rating S2 60min	kw	0.85	
	6.2	Lift motor rating at S3 10%	kw	0.5	0.8
	6.3	Battery acc. to DIN 43531 /35 / 36 A, B, C, no		\	
	6.4	Battery voltage, nominal capacity K5	V/Ah	48/10	48/15
	6.5	Battery weight (minimum)	kg	4.5	
	6.6	Energy consumption acc: to VDI cycle	KWh/h	\	
Additional data	8.1	Type of drive control		DC speed control	
	8.4	Sound level at driver's ear acc. to EN 12053	dB(A)	≤ 70	

EPT20ES SCALE ELECTRIC PALLET TRUCK

Capacity 2000 KGS
 Drive by lithium battery
 With 4 accurate press sensor cells
 Accuracy $\pm 0.1\%$
 Quick move and quick weighing



● Pin-code handle
(For option)

Drive control

Turtle speed

Battery indicator

Magnetic movable key

Emergency reverse

Horn

Lifting & lowering



3 mm thickness motor cover

Steel motor protective cover, thick, collision proof. All kinds of collision and extrusion during the handling process, play a decisive protection.



PU tandem wheel

The tandem wheels ensure the maximum stability and safety of cargo transportation.



Replaceable battery

Make the charging conveniently



Main Feature



High strength chassis design

The high strength chassis and compact design ensure the long life and flexibility. Specifically supported by its perfect metal welding and bending technology, and metal toughness as well.



Variety battery capacity available

By pairing battery volumes and its chargers to match various work time demands.



Security and stability

The hydraulic lifting system of this vehicle adopts the design without oil pipe, which greatly improves the reliability of the hydraulic system and reduces the risk of oil leakage of the joint or oil pipe.

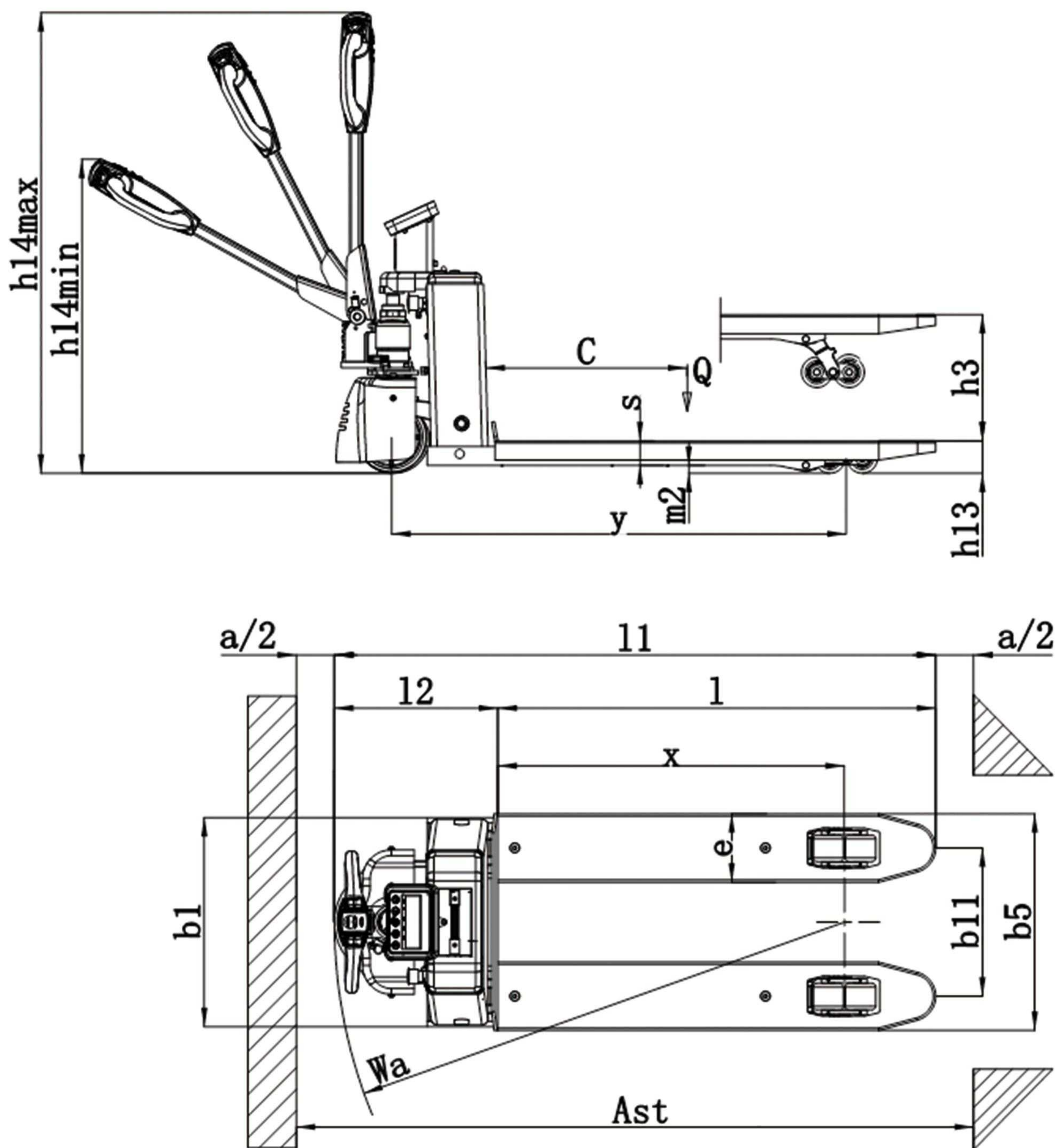


Intelligent control system

Equipped with CAN-BUS technology, automatically monitoring the status of the truck, and fault diagnosis.

SPECIFICATION

Technical Specification



EPT20ES

Technical Specification

	Manufacturer's type designation		EPT-ES	
Distinguishing mark	1.3	Power(battery,diesel,petrol gas>manual)	Battery	
	1.4	Operator type	Pedestrian	
	1.5	Load capacity / Rated load	Q(t)	2.0
	1.6	Load centre distance	C (mm)	600
	1.8	Load distance ,centre of drive axle to fork	X (mm)	910
Weight	1.9	Wheelbase	Y (mm)	1220
	2.1	Service weight	kg	132
	2.2	Axle loading, laden front/rear	kg	\
Tires, chassis	2.3	Axle loading, unladen front/rear	kg	\
	3.1	Tires		Polyester iron core
	3.2	Tire size, front	∅×w (mm)	φ190×70
	3.3	Tire size, rear	∅×w (mm)	φ80×70
	3.4	Additional wheels(dimensions)	∅×w (mm)	\
	3.5	Wheels, number front/rear(x=driven wheels)		1x/4
	3.6	Tread, front	b10 (mm)	\
Dimensions	3.7	Tread, rear	b11 (mm)	390/510
	4.4	Lift height	h3 (mm)	110
	4.9	Height of tiller in drive position min. / max.	h14 (mm)	600/1200
	4.15	Height, lowered	h13 (mm)	85
	4.19	Overall length	l1 (mm)	1540
	4.20	Length to face of forks	l2 (mm)	395
	4.21	Overall width	b1 (mm)	570/690
	4.22	Fork dimensions	s/e/l (mm)	60/180/1150 (1220)
	4.25	Distance between fork-arms	b5 (mm)	570/690
	4.32	Ground clearance, centre of wheelbase	m2 (mm)	30
Performance	4.33	Aisle width for pallets 1000 x 1200 crossways	Ast (mm)	2157
	4.34	Fork dimensions	Ast (mm)	2044
	4.35	Turning radius	Wa (mm)	1350
Motors	5.1	Travel speed, laden/ unladen	km/h	4.2/4.5
	5.2	Lift speed, laden/ unladen	m/s	0.017/0.022
Additional data	5.3	Lowering speed, laden / unladen	m/s	0.03/0.026
	5.8	Gradeability, laden/ unladen	%	6/10
	5.10	Service brake		Electromagnetic
Motors	6.1	Drive motor rating S2 60min	kw	0.85
	6.2	Lift motor rating at S3 10%	kw	0.5
	6.3	Battery acc. to DIN 43531 /35 / 36 A, B, C, no		\
	6.4	Battery voltage, nominal capacity K5	V/Ah	48/15
Additional data	6.5	Battery weight (minimum)	kg	4.5
	6.6	Energy consumption acc. to VDI cycle	KWh/h	\
	8.1	Type of drive control		DC speed control
	8.4	Sound level at driver's ear acc. to EN 12053	dB(A)	67

EPT20ES-S SCALE ELECTRIC PALLET TRUCK

Capacity 2000 KGS

Drive by lithium battery

With 4 accurate press sensor cells
Accuracy $\pm 0.1\%$

Quick move and quick weighing



● Pin-code handle
(For option)

Drive control

Turtle speed

Battery indicator

Magnetic movable key

Emergency reverse

Horn

Lifting & lowering




3 mm thickness motor cover

Steel motor protective cover, thick, collision proof. All kinds of collision and extrusion during the handling process, play a decisive protection.



PU tandem wheel

The tandem wheels ensure the maximum stability and safety of cargo transportation.



Replaceable battery

Make the charging conveniently



Main Feature



High strength chassis design

The high strength chassis and compact design ensure the long life and flexibility. Specifically supported by its perfect metal welding and bending technology, and metal toughness as well.



Variety battery capacity available

By pairing battery volumes and its chargers to match various work time demands.



Security and stability

The hydraulic lifting system of this vehicle adopts the design without oil pipe, which greatly improves the reliability of the hydraulic system and reduces the risk of oil leakage of the joint or oil pipe.

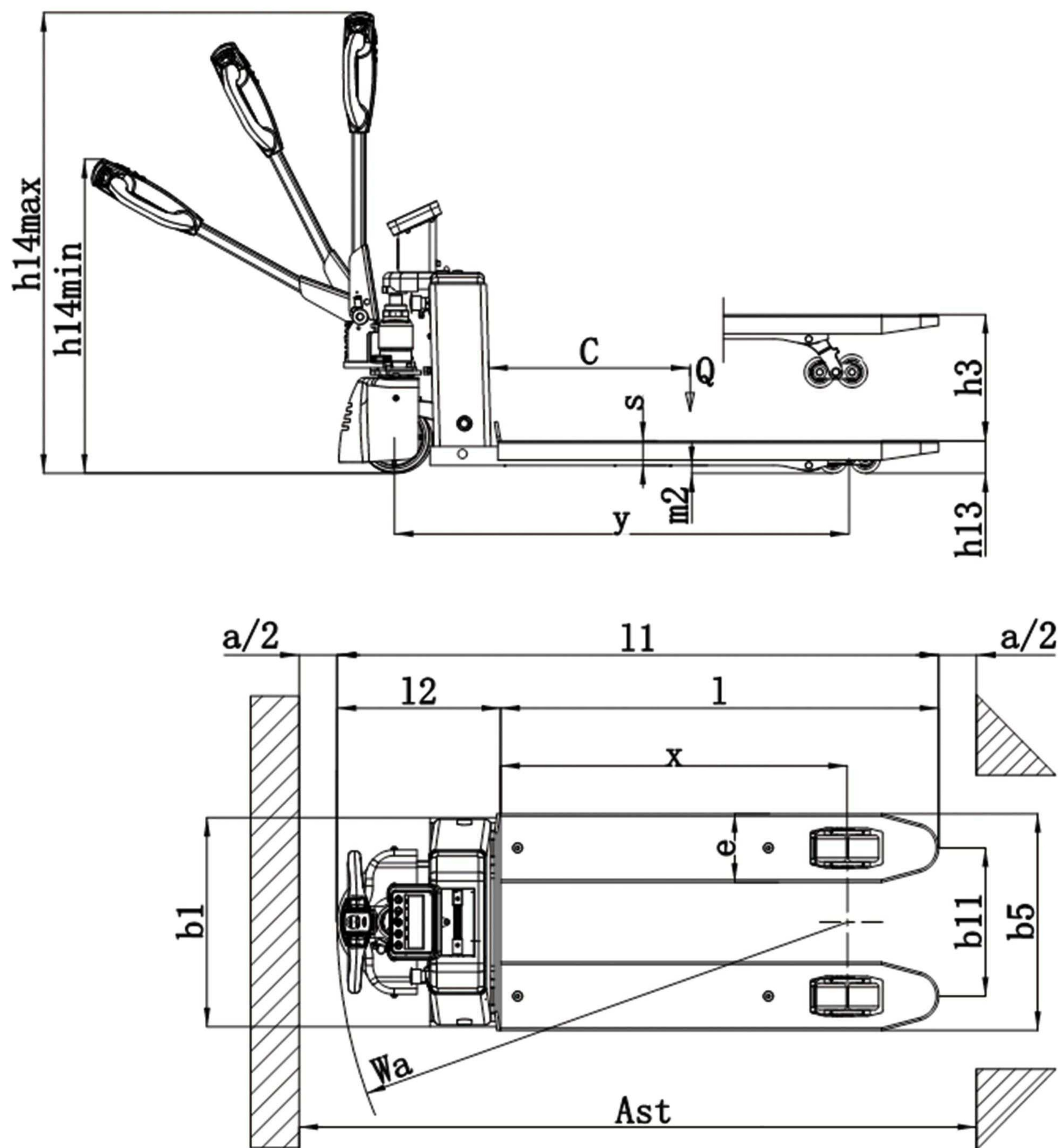


Intelligent control system

Equipped with CAN-BUS technology, automatically monitoring the status of the truck, and fault diagnosis.

SPECIFICATION

Technical Specification



Technical Specification

		Manufacturer's type designation	EPT20ES-S	
Distinguishing mark	1.3	Power(battery,diesel,petrol gas>manual)	Battery	
	1.4	Operator type	Pedestrian	
	1.5	Load capacity / Rated load	Q(t)	2.0
	1.6	Load centre distance	C (mm)	600
	1.8	Load distance ,centre of drive axle to fork	X (mm)	910
Weight	1.9	Wheelbase	Y (mm)	1220
	2.1	Service weight	kg	132
	2.2	Axle loading, laden front/rear	kg	\
Tires, chassis	2.3	Axle loading, unladen front/rear	kg	\
	3.1	Tires		Polyester iron core
	3.2	Tire size, front	Ø×w (mm)	φ190×70
	3.3	Tire size, rear	Ø×w (mm)	φ80×70
	3.4	Additional wheels(dimensions)	Ø×w (mm)	\
	3.5	Wheels, number front/rear(x=driven wheels)		1x/4
	3.6	Tread, front	b10 (mm)	\
Dimensions	3.7	Tread, rear	b11 (mm)	390/510
	4.4	Lift height	h3 (mm)	110
	4.9	Height of tiller in drive position min. / max.	h14 (mm)	600/1200
	4.15	Height, lowered	h13 (mm)	85
	4.19	Overall length	l1 (mm)	1540
	4.20	Length to face of forks	l2 (mm)	395
	4.21	Overall width	b1 (mm)	570/690
	4.22	Fork dimensions	s/e/l (mm)	60/180/1150 (1220)
	4.25	Distance between fork-arms	b5 (mm)	570/690
	4.32	Ground clearance, centre of wheelbase	m2 (mm)	30
Performance	4.33	Aisle width for pallets 1000 x 1200 crossways	Ast (mm)	2157
	4.34	Fork dimensions	Ast (mm)	2044
	4.35	Turning radius	Wa (mm)	1350
Motors	5.1	Travel speed, laden/ unladen	km/h	4.2/4.5
	5.2	Lift speed, laden/ unladen	m/s	0.017/0.022
Additional data	5.3	Lowering speed, laden / unladen	m/s	0.03/0.026
	5.8	Gradeability, laden/ unladen	%	6/10
	5.10	Service brake		Electromagnetic
	6.1	Drive motor rating S2 60min	kw	0.85
Additional data	6.2	Lift motor rating at S3 10%	kw	0.5
	6.3	Battery acc. to DIN 43531 /35 / 36 A, B, C, no		\
	6.4	Battery voltage, nominal capacity K5	V/Ah	48/15
	6.5	Battery weight (minimum)	kg	4.5
Additional data	6.6	Energy consumption acc. to VDI cycle	KWh/h	\
	8.1	Type of drive control		DC speed control
Additional data	8.4	Sound level at driver's ear acc. to EN 12053	dB(A)	67

QET20 ELECTRIC PALLET TRUCK

Capacity 2000 KGS
Electric walkie pallet truck
Economic and practical
Drive by lithium battery



Emergency reverse

Horn

Lifting & Lowering

Drive control

Turtle speed



Battery indicator & Key lock

External socket
Convenient for charging



Emergency button
Located where you can easily reach and control, assuring safety for people and vehicle.



Tandem load roller
Guarantees for maximum stability and safety



Main Feature



High strength chassis design

The high strength chassis and compact design ensure the long life and flexibility. Specifically supported by its perfect metal welding and bending technology, and metal toughness as well.



Variety battery capacity available

By pairing battery volumes and its chargers to match various work time demands.



Security and stability

The hydraulic lifting system of this vehicle adopts the design without oil pipe, which greatly improves the reliability of the hydraulic system and reduces the risk of oil leakage of the joint or oil pipe.

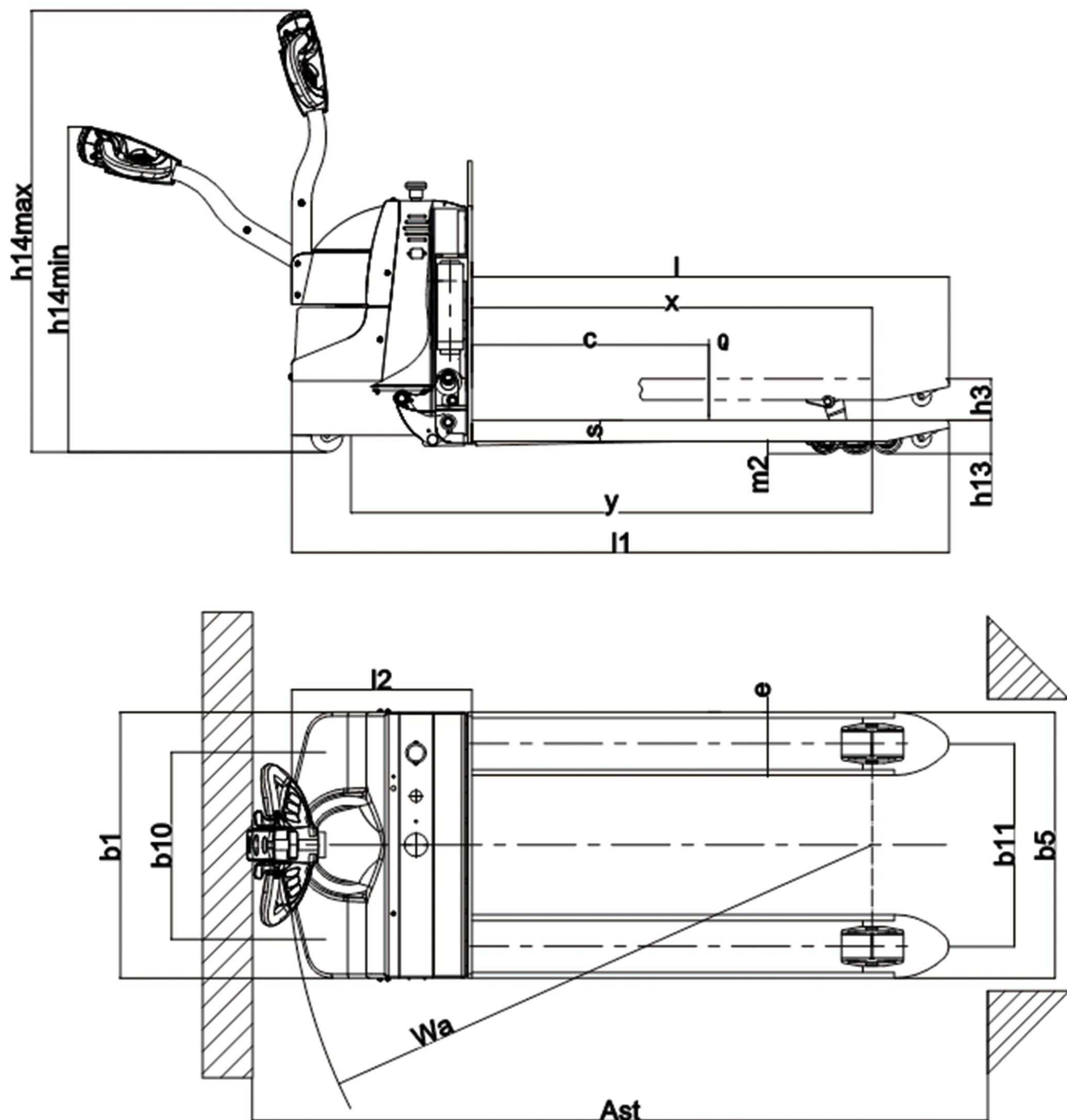


Intelligent control system

Equipped with CAN-BUS technology, automatically monitoring the status of the truck, and fault diagnosis.

SPECIFICATION

Technical Specification



QET20

Technical Specification

	Manufacturer's type designation		QET20	
Distinguishing mark	1.3	Power(battery,diesel,petrol gas>manual)	Battery	
	1.4	Operator type	Pedestrian	
	1.5	Load capacity / Rated load	Q(t)	2.0
	1.6	Load centre distance	C (mm)	600
	1.8	Load distance ,centre of drive axle to fork	X (mm)	1050
	1.9	Wheelbase	Y (mm)	1265
Weight	2.1	Service weight	kg	253
	2.2	Axle loading, laden front/rear	kg	1056/1208
	2.3	Axle loading, unladen front/rear	kg	173/63
Tires, chassis	3.1	Tires		PU
	3.2	Tire size, front	$\varnothing \times w$ (mm)	$\varnothing 190 \times 70$
	3.3	Tire size, rear	$\varnothing \times w$ (mm)	$\varnothing 80 \times 70$
	3.4	Additional wheels(dimensions)	$\varnothing \times w$ (mm)	$\varnothing 70 \times 36$
	3.5	Wheels, number front/rear(x=driven wheels)		1x+2/4
	3.6	Tread, front	b_{10} (mm)	\
	3.7	Tread, rear	b_{11} (mm)	400/520
Dimensions	4.4	Lift height	h_3 (mm)	105
	4.9	Height of tiller in drive position min. / max.	h_{14} (mm)	810/1210
	4.15	Height, lowered	h_{13} (mm)	85
	4.19	Overall length	l_1 (mm)	1620/1630
	4.20	Length to face of forks	l_2 (mm)	458
	4.21	Overall width	b_1 (mm)	680
	4.22	Fork dimensions	$s/e/l$ (mm)	160/54/1150
	4.25	Distance between fork-arms	b_5 (mm)	560/680
	4.32	Ground clearance, centre of wheelbase	m_2 (mm)	35
	4.33	Aisle width for pallets 1000 x 1200 crossways	Ast (mm)	2232/2242
Performance	4.34	Fork dimensions	Ast (mm)	2057/2067
	4.35	Turning radius	Wa (mm)	1430/1440
	5.1	Travel speed, laden/ unladen	km/h	4.2/4.5
	5.2	Lift speed, laden/ unladen	m/s	0.035/0.045
	5.3	Lowering speed, laden / unladen	m/s	0.05/0.04
	5.8	Gradeability, laden/ unladen	%	5/6
Motors	5.10	Service brake		Electromagnetic
	6.1	Drive motor rating S2 60min	kw	0.85
	6.2	Lift motor rating at S3 10%	kw	0.8
	6.3	Battery acc. to DIN 43531 /35 / 36 A, B, C, no		\
Additional data	6.4	Battery voltage, nominal capacity K5	V/Ah	48/30
	6.5	Battery weight (minimum)	kg	11
	6.6	Energy consumption acc. to VDI cycle	KWh/h	\
	8.1	Type of drive control		DC speed control
8.4	Sound level at driver's ear acc. to EN 12053	dB(A)	69	

QET20P / QET25P / QET30P RIDER-CONTROL ELECTRIC PALLET TRUCK

Capacity 2000 KGS / 2500 KGS / 3000 KGS

Suitable for heavy and long distance operations

Equipped foldable platforms and floating drive wheels

Suitable for logistics companies



Emergency reverse

Horn

Lifting & Lowering

Drive control

Turtle speed



Emergency switch
Battery indicator

Foldable arm

Increase security and protect the safety of users



Replaceable battery

Designed on side of the vehicle, which is easy to replace and charge easily.



Foldable platform

The operator can choose the operate type by walking or riding on platform.



Fixed platform (For option)



Main Feature



High strength chassis design

The high strength chassis and compact design ensure the long life and flexibility. Specifically supported by its perfect metal welding and bending technology, and metal toughness as well.



Variety battery capacity available

By pairing battery volumes and its chargers to match various work time demands.



Security and stability

The hydraulic lifting system of this vehicle adopts the design without oil pipe, which greatly improves the reliability of the hydraulic system and reduces the risk of oil leakage of the joint or oil pipe.

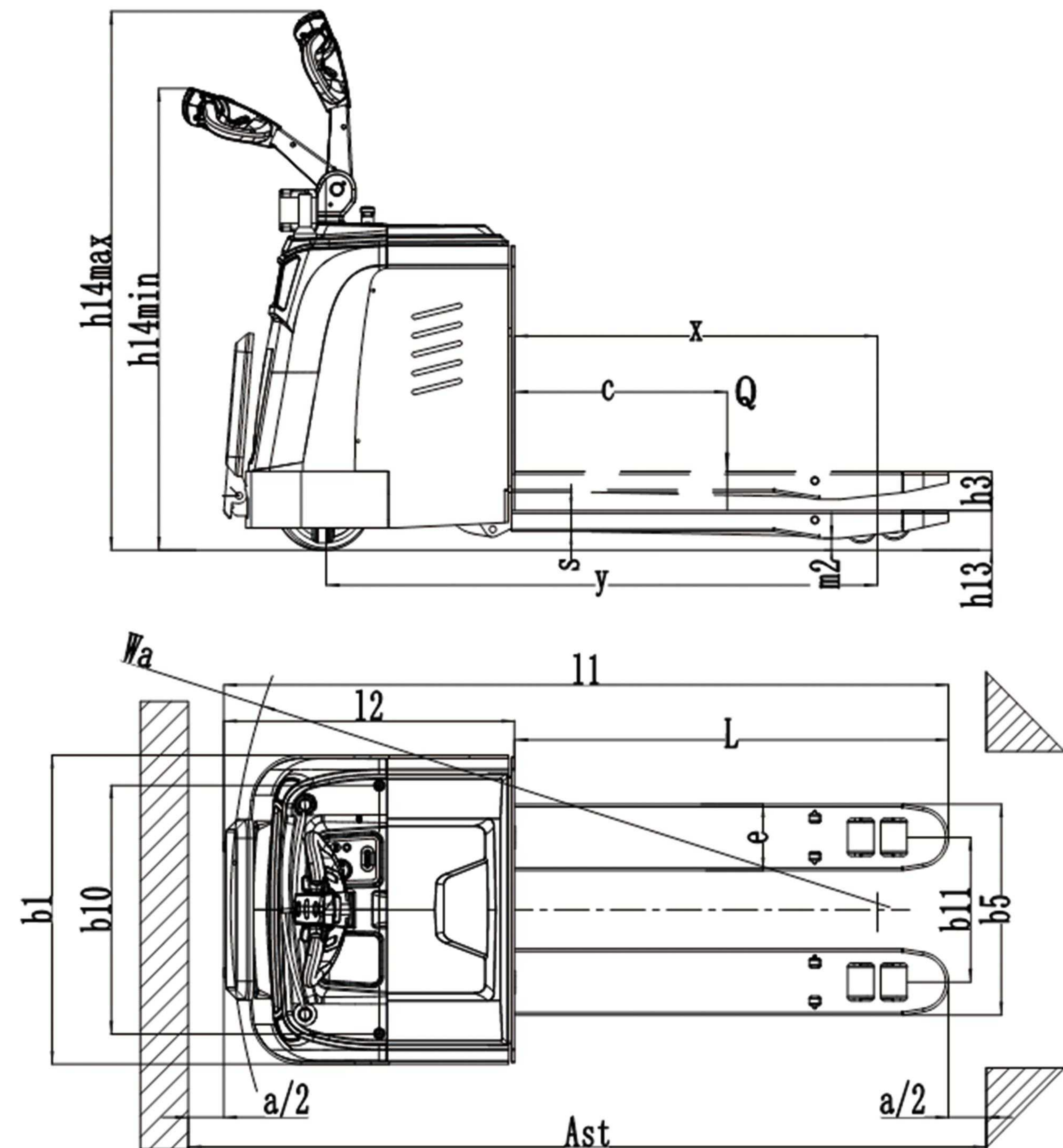


Intelligent control system

Equipped with CAN-BUS technology, automatically monitoring the status of the truck, and fault diagnosis.

SPECIFICATION

Technical Specification



QET20P / 25P / 30P

Technical Specification

		Manufacturer's type designation	QET-P			
Distinguishing mark	1.3	Power(battery,diesel,petrol gas>manual)	Battery			
	1.4	Operator type	Station drive type			
	1.5	Load capacity / Rated load	Q(t)	2.0	2.5	3.0
	1.6	Load centre distance	C (mm)	600		
	1.8	Load distance ,centre of drive axle to fork	X (mm)	960		
Weight	1.9	Wheelbase	Y (mm)	1500		
	2.1	Service weight	kg	625		
	2.2	Axle loading, laden front/rear	kg	1095/1633		
Tires, chassis	2.3	Axle loading, unladen front/rear	kg	497/124		
	3.1	Tires		PU		
	3.2	Tire size, front	$\varnothing \times w$ (mm)	$\varnothing 250 \times 80$		
	3.3	Tire size, rear	$\varnothing \times w$ (mm)	$\varnothing 80 \times 80$		
	3.4	Additional wheels(dimensions)	$\varnothing \times w$ (mm)	$\varnothing 115 \times 55$		
	3.5	Wheels, number front/rear(x=driven wheels)		1x+2/4		
	3.6	Tread, front	b_{10} (mm)	625		
Dimensions	3.7	Tread, rear	b_{11} (mm)	385/510		
	4.4	Lift height	h_3 (mm)	120		
	4.9	Height of tiller in drive position min. / max.	h_{14} (mm)	1030/1430		
	4.15	Height, lowered	h_{13} (mm)	85		
	4.19	Overall length	l_1 (mm)	1930		
	4.20	Length to face of forks	l_2 (mm)	780		
	4.21	Overall width	b_1 (mm)	820		
	4.22	Fork dimensions	$s/e/l$ (mm)	50/176/1150		
	4.25	Distance between fork-arms	b_5 (mm)	560/685		
	4.32	Ground clearance, centre of wheelbase	m_2 (mm)	30		
Performance	4.33	Aisle width for pallets 1000 x 1200 crossways	Ast (mm)	2551		
	4.34	Fork dimensions	Ast (mm)	2416		
	4.35	Turning radius	Wa (mm)	1750		
	5.1	Travel speed, laden/ unladen	km/h	5.5/5.8		
	5.2	Lift speed, laden/ unladen	m/s	0.04/0.05		
	5.3	Lowering speed, laden / unladen	m/s	0.06/0.05		
	5.8	Gradeability, laden/ unladen	%	8/20		
	5.10	Service brake		Electromagnetic braking		
Motors	6.1	Drive motor rating S2 60min	kw	2.5(AC)		
	6.2	Lift motor rating at S3 10%	kw	2.2		
	6.3	Battery acc. to DIN 43531 /35 / 36 A, B, C, no		\		
	6.4	Battery voltage, nominal capacity K5	V/Ah	Lead acid battery	24/210 (270)	
Additional data				Lithium battery (For option)	24/(150,175,200,230)	
	6.5	Battery weight (minimum)	kg	200/260		
	6.6	Energy consumption acc. to VDI cycle	KWh/h	\		
	8.1	Type of drive control		AC speed control		
8.4	Sound level at driver's ear acc. to EN 12053	dB(A)	69			



MANUAL PALLET STACKER

Load capacity 500 KGS / 1000 KGS
1500 KGS / 2000 KGS

Lift up to 1600 mm - 3000 mm

Therefore the truck is an ideal and economic choice suitable or first level stacking

Main Feature



High strength chassis design

The high strength chassis and compact design ensure the long life and flexibility. Specifically supported by its perfect metal welding and bending technology, and metal toughness as well.



Security and stability

The hydraulic lifting system of this vehicle adopts the design without oil pipe, which greatly improves the reliability of the hydraulic system and reduces the risk of oil leakage of the joint or oil pipe.



Advantages

It applies C type steel structure design, lifting more stable and safe. All Manual stacker have been equipped with wheel frame protection device.

The handle have been surround with rubber. With lengthening design, Using more comfortable.

Single mast series is with Two ways to unload by manual and pedal using more flexible.

Fork with adjustable nut, it can easy to adjust the fork height.

Wheel frame equipped with grease fitting design, it will help doroutine maintenance for bearing.

Single Frame Series

Model		QMS0512	QMS1016	QMS1516	QMS2016
Load capacity	kg	500	1000	1500	2000
Lifting height	mm	1200	1600	1600	1600
Min.height	mm	85	85	85	85
Length of fork	mm	800	1000/1150	1000/1150	1000/1150
Width of fork	mm	330-590/550	330-740/550	330-740/550	330-740/550
Size of front wheel	mm	Φ80×58	Φ80×58	Φ80×58	Φ80×58
Size of load roller	mm	Φ150×35	Φ180×50	Φ180×50	Φ180×50
Size of stacker	mm	1300×760×1540	1600×760×2030	1600×760×2030	1600×760×2030
Net weight	kg	100	224	240	270

Double Frame Series

Model		QMS1020	QMS1025	QMS1030	QMS1520	QMS1525	QMS1530	QMS2020
Load capacity	kg	1000	1000	1000	1500	1500	1500	2000
Lifting height	mm	2000	2500	3000	2000	2500	3000	2000
Min.height	mm	85	85	85	85	85	85	85
Length of fork	mm	1000/1150	1000/1150	1000/1150	1000/1150	1000/1150	1000/1150	1000/1150
Width of fork	mm	330-740/550	330-740/550	330-740/550	330-740/550	330-740/550	330-740/550	330-740/550
Size of front wheel	mm	Φ74×70	Φ74×70	Φ74×70	Φ74×70	Φ74×70	Φ74×70	Φ74×70
Size of load roller	mm	Φ180×50	Φ180×50	Φ180×50	Φ180×50	Φ180×50	Φ180×50	Φ180×50
Size of stacker	mm	1600×760×1580	1600×760×1840	1600×760×2080	1600×760×1580	1600×760×1840	1600×760×2080	1600×760×1580
Net weight	kg	290	310	330	290	310	330	290



SES10 / SES12 / SES15 ELECTRIC SELF-LIFTING STACKER

Capacity 1000 KGS / 1200 KGS / 1500 KGS

SES10 / SES12 / SES15 Self-lifting truck and stacker are designed to facilitate freight loading. Operations are more efficient and loading is more easier.

Load capacity is 1 ton, 1.2 tons and 1.5 tons lifting height from 90 cm to 165 cm. The compact and lightweight design is suitable for various application scenarios.



● Pin-code handle
(For option)

Drive control

Turtle speed

Battery indicator

Magnetic movable key

Emergency reverse

Horn

Lifting & lowering



Magnetic control

It can hold on the metal easily and not possible to lose.



Emergency button

Located where you can easily reach and control, assuring safety for people and vehicle.



Replaceable battery

Designed on side of the vehicle, which is easy to replace and charge easily.



Solid metal leg

The legs are made of solid flat iron for higher load-bearing strength.



Main Feature



High strength chassis design

The high strength chassis and compact design ensure the long life and flexibility. Specifically supported by its perfect metal welding and bending technology, and metal toughness as well.



Variety battery capacity available

By pairing battery volumes and its chargers to match various work time demands.



Security and stability

The hydraulic lifting system of this vehicle adopts the design without oil pipe, which greatly improves the reliability of the hydraulic system and reduces the risk of oil leakage of the joint or oil pipe.



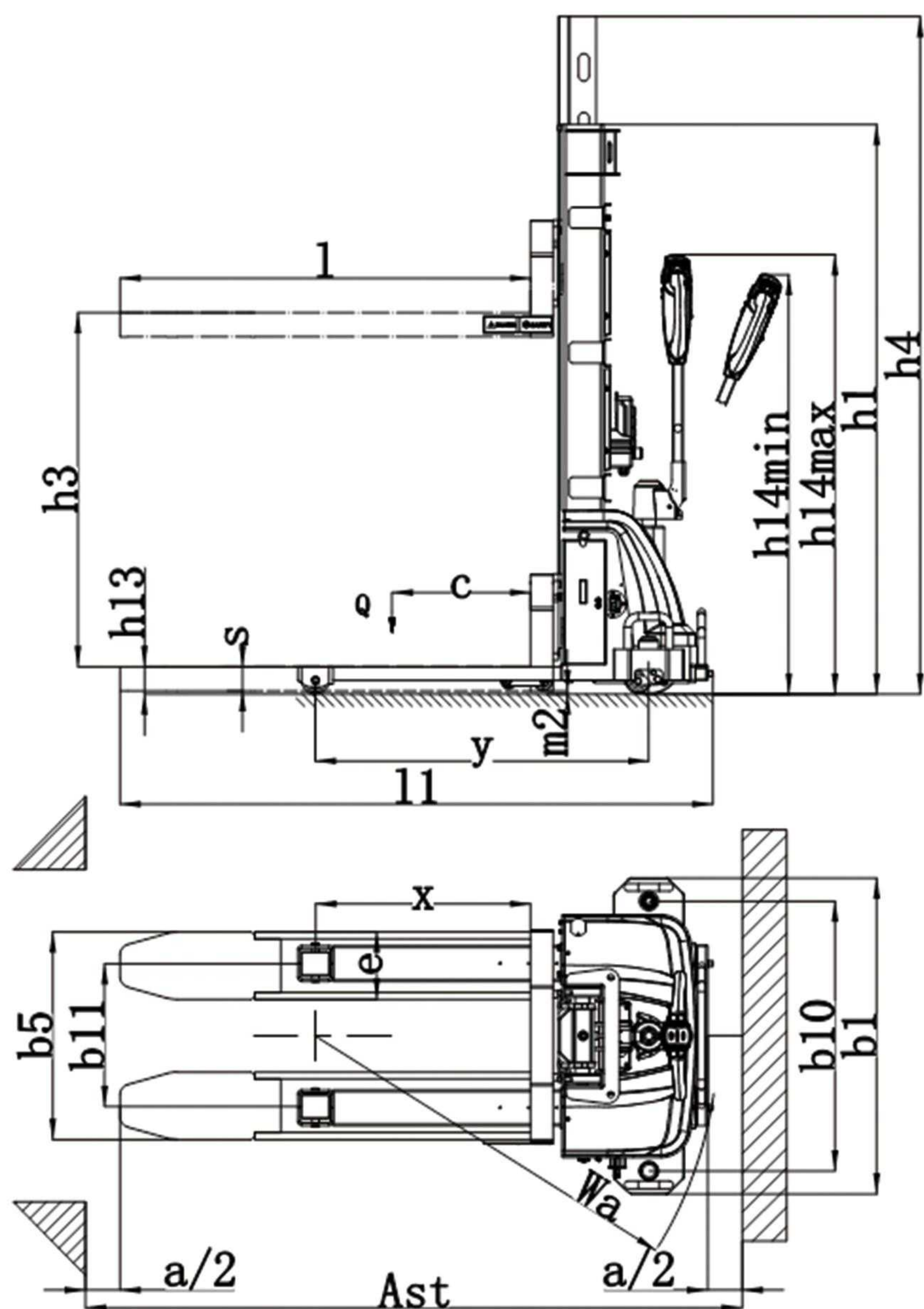
Intelligent control system

Equipped with CAN-BUS technology, automatically monitoring the status of the truck, and fault diagnosis.

SPECIFICATION

Technical Specification

Designation	Lowered mast height h1(mm)	Free Lift height h2(mm)	Lift height h3(mm)	Extended mast height h4(mm)	Lift+fork height h3+h13(mm)
SES					
Two stage mast	1250	-	815	2080	900
	1450	-	1015	2480	1100
	1650	-	1215	2880	1300
	1850	-	1415	3280	1500
	2000	-	1565	3580	1650
Two stage mast FFL (Full-Free-Lift)	-	-	-	-	-
Three stage mast	-	-	-	-	-
Three stage mast FFL (Full-Free-Lift)	-	-	-	-	-



SES10 / SES12 / SES15

Technical Specification

		Manufacturer's type designation	SES			
Distinguishing mark	1.3	Power (battery ,diesel, petrol, gas, manual)	Battery			
	1.4	Operator type	Pedestrian			
	1.5	Load capacity / Rated load	Q(t)	1.0	1.2	1.5
Weight	1.6	Load centre distance	C (mm)	400		
	1.8	Load distance ,centre of drive axle to fork	X (mm)	622		
	1.9	Wheelbase	Y (mm)	980		
	2.1	Service weight	kg	430		
	2.2	Axle loading, laden front/rear	kg	\		
	2.3	Axle loading, unladen front/rear	kg	\		
Tires, chassis	3.1	Tires	PU			
	3.2	Tire size, front	∅ × w (mm)	φ190 × 70		
	3.3	Tire size, rear	∅ × w (mm)	φ80 × 70		
	3.4	Additional wheels(dimensions)	∅ × w (mm)	φ75 × 35		
	3.5	Wheels, number front/rear(x=driven wheels)	1X+2/2			
	3.6	Track, front	b10 (mm)	780		
	3.7	Track, rear	b11 (mm)	417		
Dimensions	4.2	Lowered mast height	h1 (mm)	1450		
	4.3	Free Lift height	h2 (mm)	\		
	4.4	Lift height	h3 (mm)	1015		
	4.5	Extended mast height	h4 (mm)	2480		
	4.6	Initial lift	h5 (mm)	105		
	4.9	Height of tiller in drive position min./ max.	h14 (mm)	740/1250		
	4.15	Height, lowered	h13 (mm)	85		
	4.19	Overall length	l1 (mm)	1730		
	4.20	Length to face of forks	l2 (mm)	527		
	4.21	Overall width	b1 (mm)	920		
	4.22	Fork dimensions	s/e/l (mm)	70/195/1220		
	4.25	Distance between fork-arms	b5 (mm)	560/600		
	4.32	Ground clearance, centre of wheelbase	m2 (mm)	10		
	4.33	Aisle width for pallets 1000X1200 crossways	Ast (mm)	2089		
	4.34	Aisle width for pallets 800X1200 lengthways	Ast (mm)	2083		
4.35	Turning radius	Wa (mm)	1180			
Performance data	5.1	Travel speed, laden/ unladen	Km/h	4.0/4.2		
	5.2	Lift speed, laden/ unladen	m/s	0.06/0.07		
	5.3	Lowering speed, laden/ unladen	m/s	0.1/0.09		
	5.8	Max. gradeability, laden/ unladen	%	\		
5.10	Service brake	Electromagnetic				
Electric- engine	6.1	Drive motor rating S2 60min	kw	0.85		
	6.2	Lift motor rating at S3 4.5%	kw	2.2		
	6.3	Battery acc. to DIN 43531/35/36 A, B, C, no	\			
	6.4	Battery voltage, nominal capacity K5	V/Ah	48/25(48/30)	48/30	
	6.5	B Battery weight +/-5%	kg	30		
	6.6	Energy consumption acc. to VDI cycle	kWh/h	\		
Additional data	8.1	Type of drive control	DC speed control			
	8.4	Sound level at driver's ear acc. to EN 12053	dB(A)	≤70		

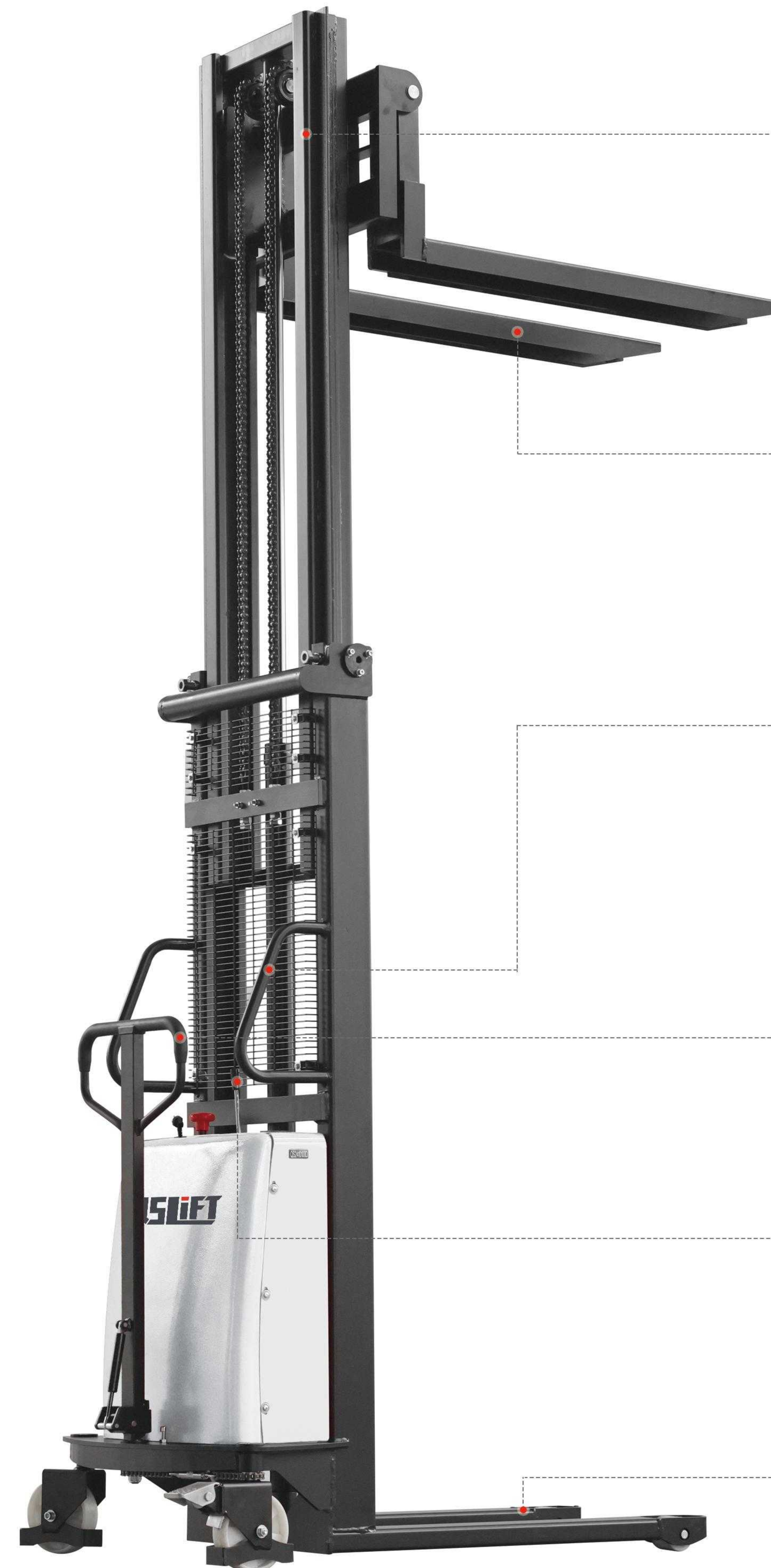


QSS15 SEMI-ELECTRIC STACKER

Load capacity 1500 KGS

Lift up to 1600 mm - 3500 mm

The best choice for short distance transportation



Thickened mast frame



Solid metal fork



Long armrest



Long handle



Use handle to control fork height electrically



Solid metal leg

Main Feature



Variety battery capacity available

By pairing battery volumes and its chargers to match various work time demands.



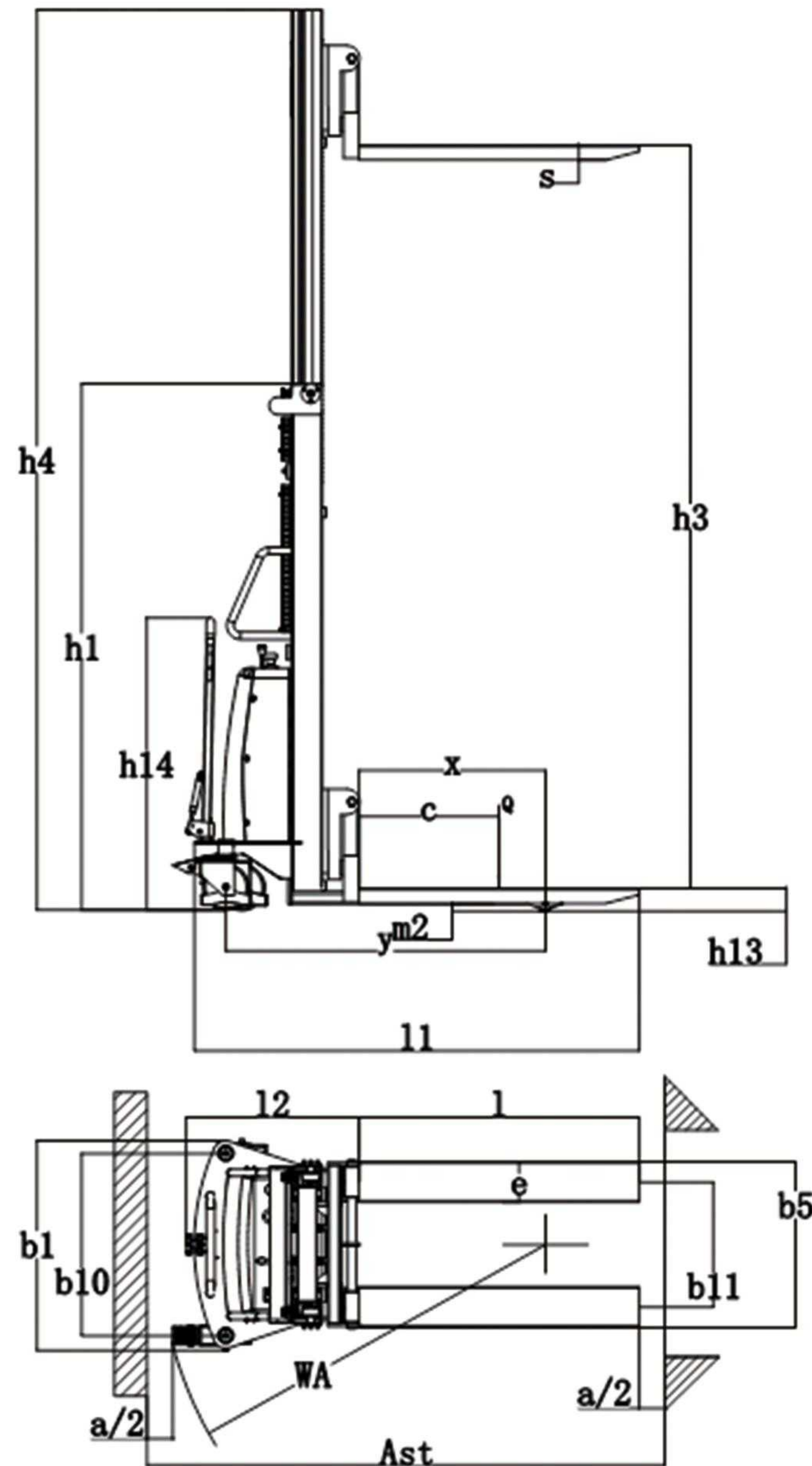
Security and stability

The hydraulic lifting system of this vehicle adopts the design without oil pipe, which greatly improves the reliability of the hydraulic system and reduces the risk of oil leakage of the joint or oil pipe.

SPECIFICATION

Technical Specification

Designation	Lowered mast height h1(mm)	Free Lift height h2(mm)	Lift height h3(mm)	Extended mast height h4(mm)	Lift+fork height h3+h13(mm)
QSS15					
Two stage mast	2060	-	1515	2065	1600
	1560	-	1915	2528	2000
	1810	-	2415	3028	2500
	2060	-	2915	3528	3000
	2310	-	3415	4028	3500
Two stage mast FFL (Full-Free-Lift)	-	-	-	-	-
Three stage mast	-	-	-	-	-
Three stage mast FFL (Full-Free-Lift)	-	-	-	-	-



QSS15

Technical Specification

		Manufacturer's type designation	QSS15(Type 550)	QSS15(Type 650)
Distinguishing mark	1.3	Power (battery ,diesel, petrol, gas, manual)		\
	1.4	Operator type		Pedestrian
	1.5	Load capacity / Rated load	Q(t)	1.5
Weight	1.6	Load centre distance	C (mm)	600
	1.8	Load distance ,centre of drive axle to fork	X (mm)	730
	1.9	Wheelbase	Y (mm)	1253
Tires, chassis	2.1	Service weight	kg	377
	2.2	Axle loading, laden front/rear	kg	\
	2.3	Axle loading, unladen front/rear	kg	\
	3.1	Tires		PU
	3.2	Tire size, front	∅ × w (mm)	∅180 × 50
Dimensions	3.3	Tire size, rear	∅ × w (mm)	∅80 × 70
	3.4	Additional wheels(dimensions)	∅ × w (mm)	∅180 × 50
	3.5	Wheels, number front/rear(x=driven wheels)		1x+1/2
	3.6	Track, front	b10 (mm)	714
	3.7	Track, rear	b11 (mm)	390 490
	4.2	Lowered mast height	h1 (mm)	1560
	4.3	Free Lift height	h2 (mm)	\
	4.4	Lift height	h3 (mm)	1915
	4.5	Extended mast height	h4 (mm)	2528
	4.9	Height of tiller in drive position min./ max.	h14 (mm)	\
	4.15	Height, lowered	h13 (mm)	85
	4.19	Overall length	l1 (mm)	1745
	4.20	Length to face of forks	l2 (mm)	676
	4.21	Overall width	b1 (mm)	820/550 820/650
	4.22	Fork dimensions	s/e/l (mm)	60/160/1100
Performance data	4.25	Distance between fork-arms	b5 (mm)	330~550 330~650
	4.32	Ground clearance, centre of wheelbase	m2 (mm)	30
	4.33	Aisle width for pallets 1000X1200 crossways	Ast (mm)	2371
	4.34	Aisle width for pallets 800X1200 lengthways	Ast (mm)	2330
	4.35	Turning radius	Wa (mm)	1513
	5.1	Travel speed, laden/ unladen	Km/h	\
	5.2	Lift speed, laden/ unladen	m/s	0.07/0.1
	5.3	Lowering speed, laden/ unladen	m/s	0.11/0.09
	5.8	Max. gradeability, laden/ unladen	%	\
	5.10	Service brake		Mechanical braking
Electric- engine	6.1	Drive motor rating S2 60min	kw	\
	6.2	Lift motor rating at S3 4.5%	kw	2.2
	6.3	Battery acc. to DIN 43531/35/36 A, B, C, no		\
	6.4	Battery voltage, nominal capacity K5	V/Ah	12/120
	6.5	B Battery weight +/-5%	kg	34
	6.6	Energy consumption acc. to VDI cycle	kWh/h	\
Additional data	8.1	Type of drive control		\
	8.4	Sound level at driver's ear acc. to EN 12053	dB(A)	≤70

QSS15-SL SEMI-ELECTRIC WALKIE PALLET STACKER (STRADDLE LEG)

Load capacity 1500 KGS
Lift up to 1600 mm - 3500 mm
The best choice for short distance transportation




Thickened mast frame

The mast is equipped with precision steel side wheel guide.




Emergency button

Located where you can easily reach and control, assuring safety for people and vehicle.




Long handle

mechanical steering, ergonomic, flexible handling.



Solid metal leg

Steady chassis
Adjustable leg



Main Feature



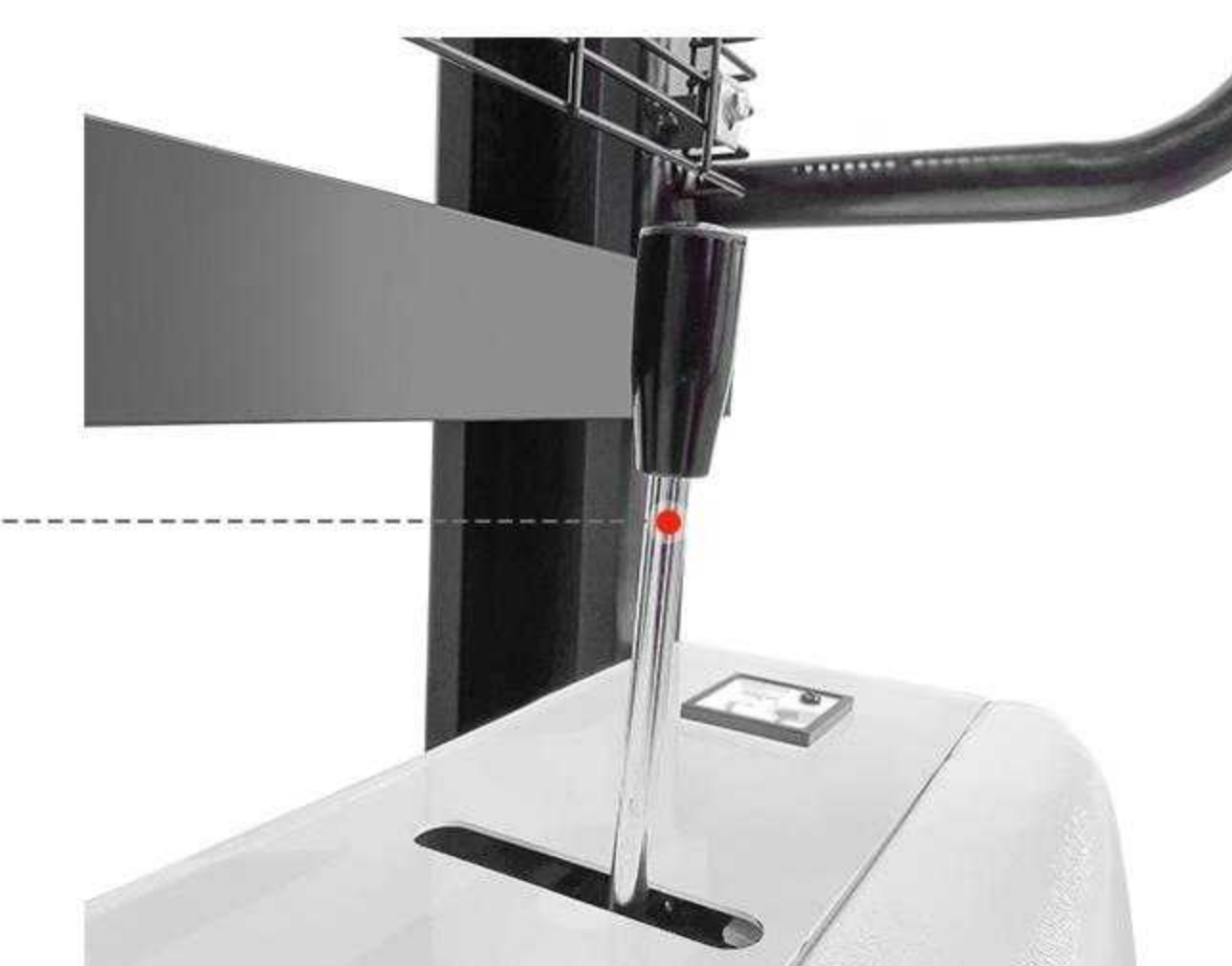
Variety battery capacity available

By pairing battery volumes and its chargers to match various work time demands.



Security and stability

The hydraulic lifting system of this vehicle adopts the design without oil pipe, which greatly improves the reliability of the hydraulic system and reduces the risk of oil leakage of the joint or oil pipe.

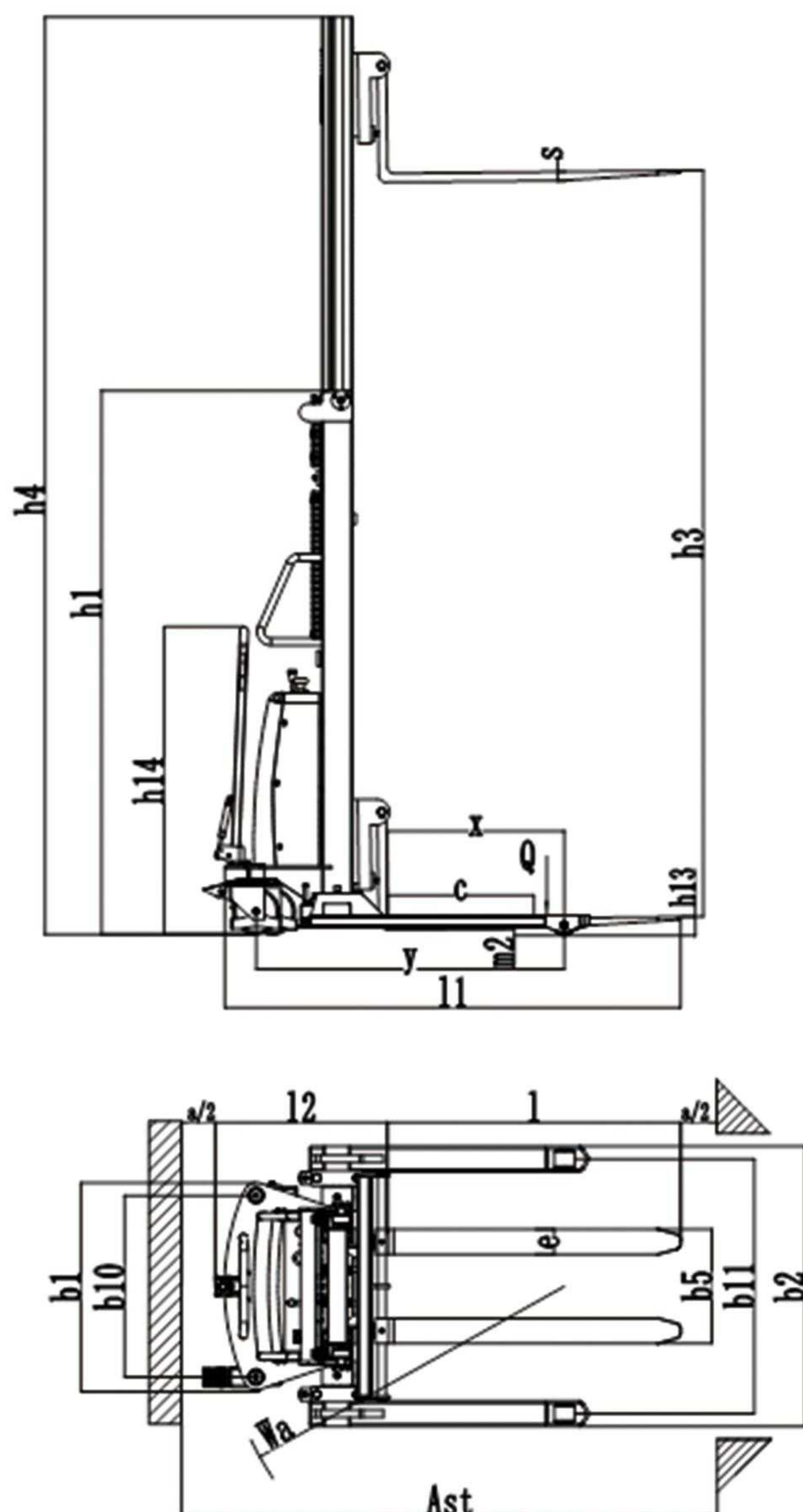


Use handle to control fork height electrically

SPECIFICATION

Technical Specification

Designation	Lowered mast height h1(mm)	Free Lift height h2(mm)	Lift height h3(mm)	Extended mast height h4(mm)	Lift+fork height h3+h13(mm)
QSS15-SL					
Single stage mast	2135	-	1540	2135	1600
Two stage mast	1635	-	1940	2605	2000
	1885	-	2440	3105	2500
	2135	-	2940	3605	3000
2385	-	3440	4105	3500	3500
Two stage mast FFL (Full-Free-Lift)	-	-	-	-	-
Three stage mast	-	-	-	-	-
Three stage mast FFL (Full-Free-Lift)	-	-	-	-	-



QSS15-SL

Technical Specification

	Manufacturer's type designation	QSS15-SL
Distinguishing mark	1.3 Power (battery ,diesel, petrol, gas, manual)	\
	1.4 Operator type	Pedestrian
	1.5 Load capacity / Rated load	Q(t) 1.5
Weight	1.6 Load centre distance	C (mm) 600
	1.8 Load distance ,centre of drive axle to fork	X (mm) 693
	1.9 Wheelbase	Y (mm) 1209
Tires, chassis	2.1 Service weight	kg 497
	2.2 Axle loading, laden front/rear	kg \
	2.3 Axle loading, unladen front/rear	kg \
Dimensions	3.1 Tires	nylon
	3.2 Tire size, front	∅ × w (mm) φ180 × 50
	3.3 Tire size, rear	∅ × w (mm) φ80 × 70
	3.5 Wheels, number front/rear(x=driven wheels)	1x+1/2
	3.6 Track, front	b10 (mm) 714
	3.7 Track, rear	b11 (mm) 1000~1400
	4.2 Lowered mast height	h1 (mm) 1635
4.3 Free Lift height	h2 (mm) \	
4.4 Lift height	h3 (mm) 1940	
4.5 Extended mast height	h4 (mm) 2605	
4.9 Height of tiller in drive position min./ max.	h14 (mm) \	
4.15 Height, lowered	h13 (mm) 60	
4.19 Overall length	l1 (mm) 1875	
4.20 Length to face of forks	l2 (mm) 633	
4.21 Overall width	b1/b2(mm) 820/(1100-1500)	
4.22 Fork dimensions	s/e/l (mm) 35/100/1150	
4.25 Distance between fork-arms	b5 (mm) 210~850	
4.32 Ground clearance, centre of wheelbase	m2 (mm) 40	
4.33 Aisle width for pallets 1000X1200 crossways	Ast (mm) 2243	
4.34 Aisle width for pallets 800X1200 lengthways	Ast (mm) 2215	
4.35 Turning radius	Wa (mm) 1369	
Performance data	5.1 Travel speed, laden/ unladen	Km/h \
	5.2 Lift speed, laden/ unladen	m/s 0.07/0.1
	5.3 Lowering speed, laden/ unladen	m/s 0.11/0.09
Electric- engine	5.8 Max. gradeability, laden/ unladen	% \
	5.10 Service brake	Mechanical braking
	6.1 Drive motor rating S2 60min	kw \
Additional data	6.2 Lift motor rating at S3 4.5%	kw 1.6
	6.3 Battery acc. to DIN 43531/35/36 A, B, C, no	\
	6.4 Battery voltage, nominal capacity K5	V/Ah 12/120
	6.5 B Battery weight +/-5%	kg 34
Additional data	6.6 Energy consumption acc: to VDI cycle	kWh/h \
	8.1 Type of drive control	\
Additional data	8.4 Sound level at driver's ear acc. to EN 12053	dB(A) 69



QES10E / QES12E ELECTRIC WALKIE STACKER

Light-duty walkie power stacker
Capacity 1000 KGS / 1200 KGS
Lift up to 1600 mm - 3500 mm

Compact design and economic
Short turning radius

Suitable for small space work



● Pin-code handle
(For option)

Drive control

Turtle speed

Battery indicator

Magnetic movable key

Emergency reverse


Horn

Lifting & lowering



Emergency button

Located where you can easily reach and control, assuring safety for people and vehicle.




Long handle

mechanical steering, ergonomic, flexible handling.



Thickened mast frame

The mast is equipped with precision steel side wheel guide to reduce friction and make the mast more stable.



Main Feature



High strength chassis design

The high strength chassis and compact design ensure the long life and flexibility. Specifically supported by its perfect metal welding and bending technology, and metal toughness as well.



Variety battery capacity available

By pairing battery volumes and its chargers to match various work time demands.



Security and stability

The hydraulic lifting system of this vehicle adopts the design without oil pipe, which greatly improves the reliability of the hydraulic system and reduces the risk of oil leakage of the joint or oil pipe.



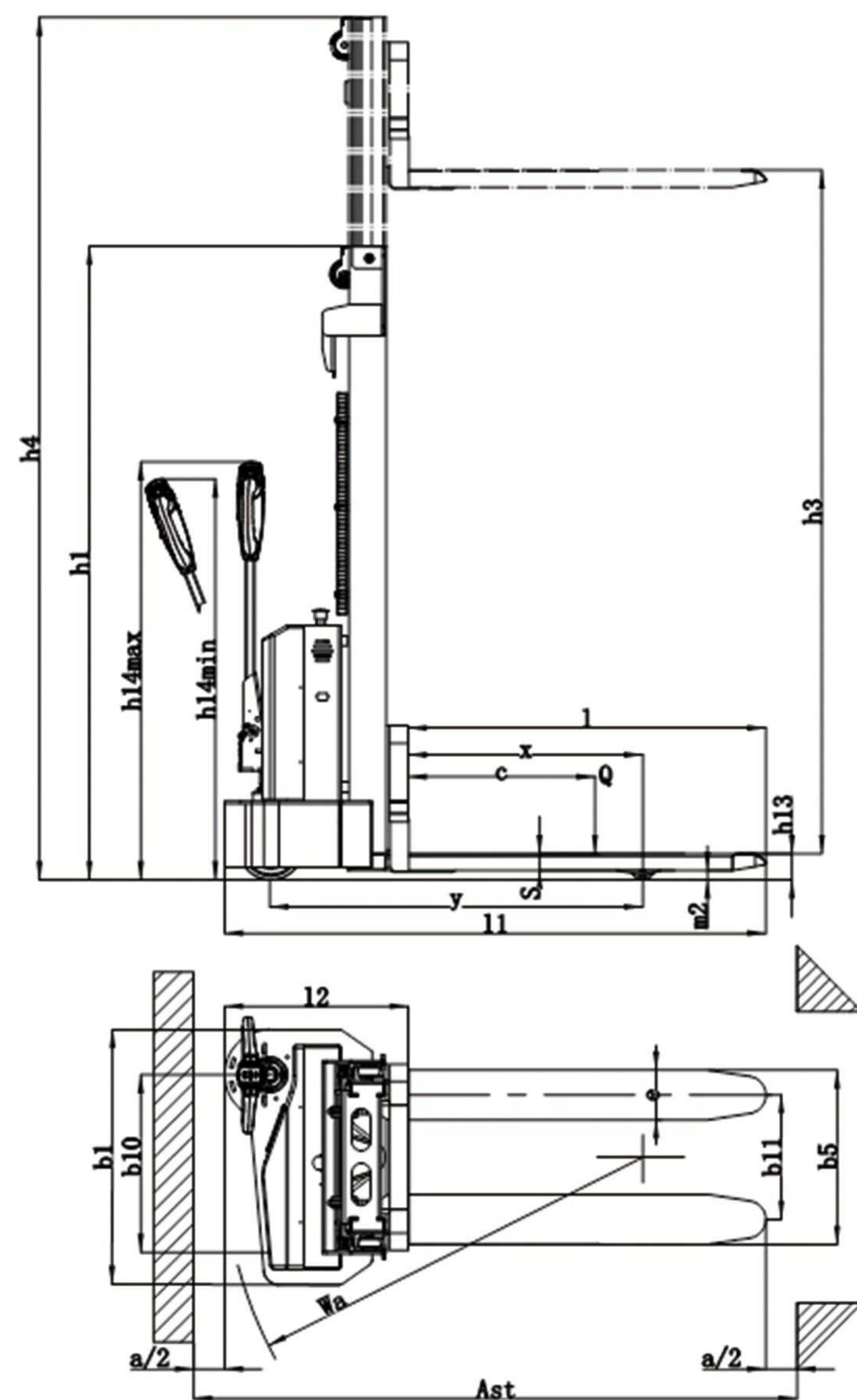
Intelligent control system

Equipped with CAN-BUS technology, automatically monitoring the status of the truck, and fault diagnosis.

SPECIFICATION

Technical Specification

Designation	Lowered mast height h1(mm)	Free Lift height h2(mm)	Lift height h3(mm)	Extended mast height h4(mm)	Lift+fork height h3+h13(mm)
QES Economic-type pallet stacking car					
Single stage mast	2010	-	1510	2010	1600
Two stage mast	1530	-	1910	2490	2000
	1780	-	2410	2990	2500
	2030	-	2910	3490	3000
	2180	-	3210	3790	3300
Two stage mast FFL (Full-Free-Lift)	2280	-	3410	3990	3500
Three stage mast	-	-	-	-	-
Three stage mast FFL (Full-Free-Lift)	-	-	-	-	-



QES10E / QES12E

Technical Specification

	Manufacturer's type designation	QES10E	QES12E		
Distinguishing mark	1.3 Power (battery ,diesel, petrol, gas, manual)	\			
	1.4 Operator type	Pedestrian			
	1.5 Load capacity / Rated load	Q(t)	1.0	1.2	
Weight	1.6 Load centre distance	C (mm)	600		
	1.8 Load distance ,centre of drive axle to fork	X (mm)	754		
	1.9 Wheelbase	Y (mm)	1231		
	2.1 Service weight	kg	430		
	2.2 Axle loading, laden front/rear	kg	\		
Tires, chassis	2.3 Axle loading, unladen front/rear	kg	\		
	3.1 Tires		PU		
	3.2 Tire size, front	∅ × w (mm)	∅210 × 70		
	3.3 Tire size, rear	∅ × w (mm)	∅80 × 70		
	3.4 Additional wheels(dimensions)	∅ × w (mm)	∅150 × 50		
	3.5 Wheels, number front/rear(x=driven wheels)		1x+1/2		
	3.6 Track, front	b10 (mm)	570		
	3.7 Track, rear	b11 (mm)	400/520		
	Dimensions	4.2 Lowered mast height	h1 (mm)	1530	
		4.3 Free Lift height	h2 (mm)	\	
4.4 Lift height		h3 (mm)	1910		
4.5 Extended mast height		h4 (mm)	2490		
4.9 Height of tiller in drive position min./ max.		h14 (mm)	780/1280		
4.15 Height, lowered		h13 (mm)	90		
4.19 Overall length		l1 (mm)	1750		
4.20 Length to face of forks		l2 (mm)	590		
4.21 Overall width		b1(mm)	820		
4.22 Fork dimensions		s/e/l (mm)	55/160/1125 (1150)		
4.25 Distance between fork-arms		b5 (mm)	560/680		
4.32 Ground clearance, centre of wheelbase		m2 (mm)	30		
4.33 Aisle width for pallets 1000X1200 crossways		Ast (mm)	2288		
4.34 Aisle width for pallets 800X1200 lengthways		Ast (mm)	2239		
4.35 Turning radius		Wa (mm)	1440		
Performance data	5.1 Travel speed, laden/ unladen	Km/h	4/4.5		
	5.2 Lift speed, laden/ unladen	m/s	0.08/0.12		
	5.3 Lowering speed, laden/ unladen	m/s	0.12/0.1		
	5.8 Max. gradeability, laden/ unladen	%	5/8		
Electric- engine	5.10 Service brake		Electromagnetic		
	6.1 Drive motor rating S2 60min	kw	0.75		
	6.2 Lift motor rating at S3 4.5%	kw	2.2		
	6.3 Battery acc. to DIN 43531/35/36 A, B, C, no		\		
	6.4 Battery voltage, nominal capacity K5	V/Ah	24/70(100)		
	6.5 B Battery weight +/-5%	kg	2 × 25		
Additional data	6.6 Energy consumption acc: to VDI cycle	kWh/h	\		
	8.1 Type of drive control		DC speed control		
	8.4 Sound level at driver's ear acc. to EN 12053	dB(A)	69		



QES10E-SL / QES12E-SL ELECTRIC WALKIE STACKER (STRADDLE LEG)

Light-duty walkie power stacker
Capacity 1000 KGS / 1200 KGS
Lift up to 1600 mm - 3500 mm

Compact design and economic
Short turning radius

Suitable for small space work



● Pin-code handle
(For option)

Drive control

Turtle speed

Battery indicator

Magnetic movable key

Emergency reverse

Horn

Lifting & lowering



Emergency button

Located where you can easily reach and control, assuring safety for people and vehicle.




Long handle

mechanical steering, ergonomic, flexible handling.



Thickened mast frame

The mast is equipped with precision steel side wheel guide to reduce friction and make the mast more stable.



Main Feature



High strength chassis design

The high strength chassis and compact design ensure the long life and flexibility. Specifically supported by its perfect metal welding and bending technology, and metal toughness as well.



Variety battery capacity available

By pairing battery volumes and its chargers to match various work time demands.



Security and stability

The hydraulic lifting system of this vehicle adopts the design without oil pipe, which greatly improves the reliability of the hydraulic system and reduces the risk of oil leakage of the joint or oil pipe.



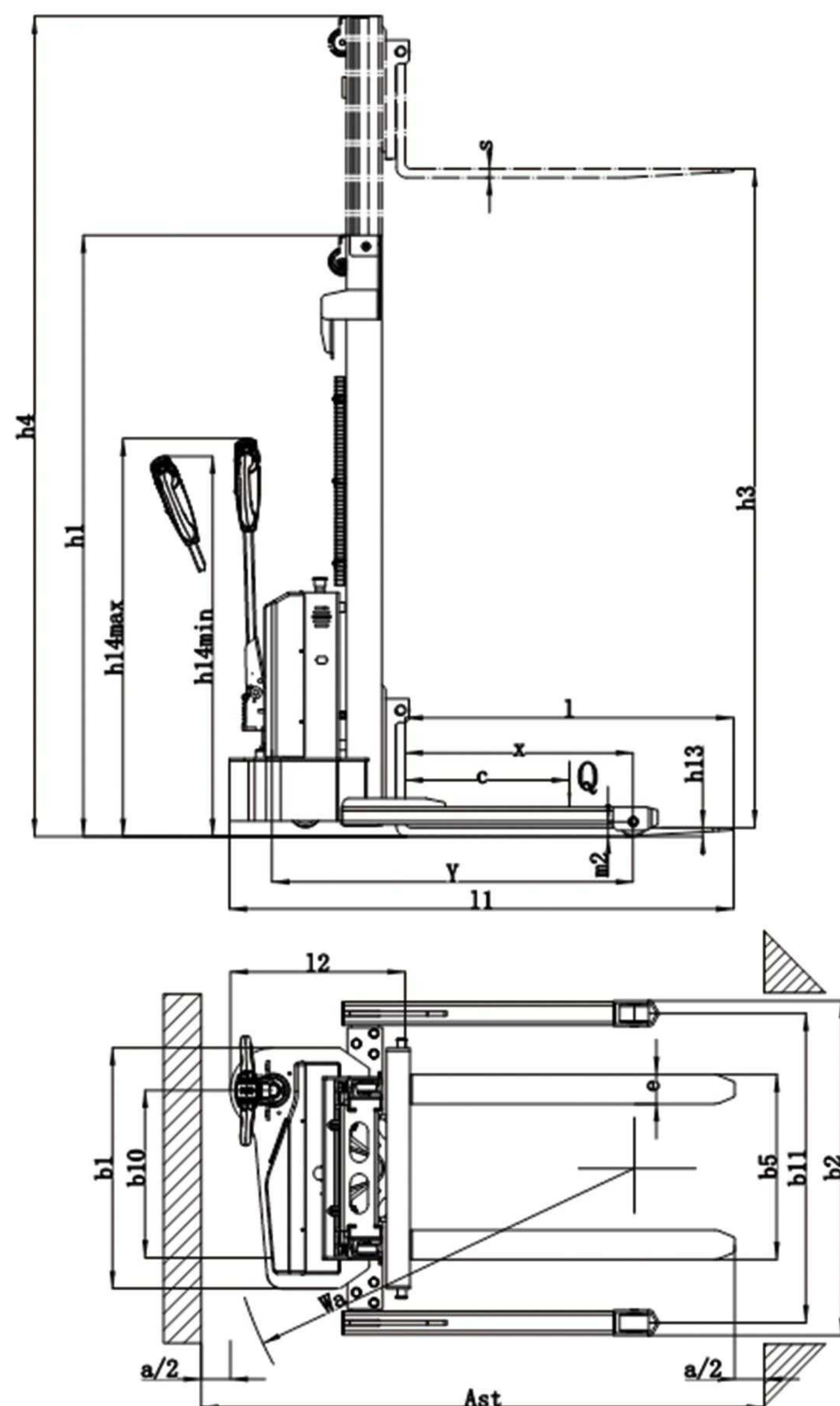
Intelligent control system

Equipped with CAN-BUS technology, automatically monitoring the status of the truck, and fault diagnosis.

SPECIFICATION

Technical Specification

Designation	Lowered mast height h1(mm)	Free Lift height h2(mm)	Lift height h3(mm)	Extended mast height h4(mm)	Lift+fork height h3+h13(mm)
QES-SL					
Single stage mast	2010	-	1510	2010	1600
Two stage mast	1530	-	1910	2490	2000
	1780	-	2410	2990	2500
	2030	-	2910	3490	3000
	2180	-	3210	3790	3300
Two stage mast FFL (Full-Free-Lift)	2280	-	3410	3990	3500
Three stage mast	-	-	-	-	-
Three stage mast FFL (Full-Free-Lift)	-	-	-	-	-



QES-SL

Technical Specification

	Manufacturer's type designation	QES-SL
Distinguishing mark	1.3 Power (battery ,diesel, petrol, gas, manual)	Battery
	1.4 Operator type	Pedestrian
	1.5 Load capacity / Rated load	Q(t) 1.0 1.2
Weight	1.6 Load centre distance	C (mm) 600
	1.8 Load distance ,centre of drive axle to fork	X (mm) 754
	1.9 Wheelbase	Y (mm) 1210
	2.1 Service weight	kg 520
Tires, chassis	2.2 Axle loading, laden front/rear	kg \
	2.3 Axle loading, unladen front/rear	kg \
	3.1 Tires	PU
	3.2 Tire size, front	∅×w (mm) φ210×70
	3.3 Tire size, rear	∅×w (mm) φ80×70
	3.4 Additional wheels(dimensions)	∅×w (mm) φ150×50
	3.5 Wheels, number front/rear(x=driven wheels)	1x+1/2
Dimensions	3.6 Track, front	b10 (mm) 570
	3.7 Track, rear	b11 (mm) 1055-1335
	4.2 Lowered mast height	h1 (mm) 1530
	4.3 Free Lift height	h2 (mm) \
	4.4 Lift height	h3 (mm) 1910
	4.5 Extended mast height	h4 (mm) 2490
	4.9 Height of tiller in drive position min./ max.	h14 (mm) 780/1280
	4.15 Height, lowered	h13 (mm) 70
	4.19 Overall length	l1 (mm) 1750
	4.20 Length to face of forks	l2 (mm) 590
	4.21 Overall width	b1(mm) 820
	4.22 Fork dimensions	s/e/l (mm) 30/100/1070
	4.25 Distance between fork-arms	b5 (mm) 210-800
	4.32 Ground clearance, centre of wheelbase	m2 (mm) 30
	4.33 Aisle width for pallets 1000X1200 crossways	Ast (mm) 2288
4.34 Aisle width for pallets 800X1200 lengthways	Ast (mm) 2239	
4.35 Turning radius	Wa (mm) 1440	
Performance data	5.1 Travel speed, laden/ unladen	Km/h 4/4.5
	5.2 Lift speed, laden/ unladen	m/s 0.08/0.12
	5.3 Lowering speed, laden/ unladen	m/s 0.12/0.1
	5.8 Max. gradeability, laden/ unladen	% 5/8
Electric- engine	5.10 Service brake	Electromagnetic
	6.1 Drive motor rating S2 60min	kw 0.75
	6.2 Lift motor rating at S3 4.5%	kw 2.2
	6.3 Battery acc. to DIN 43531/35/36 A, B, C, no	\
	6.4 Battery voltage, nominal capacity K5	V/Ah 24/70(100)
	6.5 B Battery weight +/-5%	kg 200/250
Additional data	6.6 Energy consumption acc: to VDI cycle	kWh/h \
	8.1 Type of drive control	DC speed control
	8.4 Sound level at driver's ear acc. to EN 12053	dB(A) 69

QES15E / QES20E ELECTRIC PALLET STACKER

- Capacity 1500 KGS / 2000 KGS
- Drive by lithium battery
- Designed with long handle
- Lift up to 1600 mm - 4000 mm
- Compact design
- Short turning radius
- Suitable for small warehouse operations



● Pin-code handle
(For option)

Drive control

Turtle speed

Battery indicator

Magnetic movable key

Emergency reverse

Horn

Lifting & lowering



Reinforced chain

Using the national standard GB1244 plate chain instead of the traditional roller chain, much safer for lifting.




Emergency button

Located where you can easily reach and control, assuring safety for people and vehicle.



Thickened mast frame

The mast is equipped with precision steel side wheel guide to reduce friction and make the mast more stable.



Solid metal leg

The legs are made of solid flat iron for higher load-bearing strength.



Main Feature



High strength chassis design

The high strength chassis and compact design ensure the long life and flexibility. Specifically supported by its perfect metal welding and bending technology, and metal toughness as well.



Variety battery capacity available

By pairing battery volumes and its chargers to match various work time demands.



Security and stability

The hydraulic lifting system of this vehicle adopts the design without oil pipe, which greatly improves the reliability of the hydraulic system and reduces the risk of oil leakage of the joint or oil pipe.



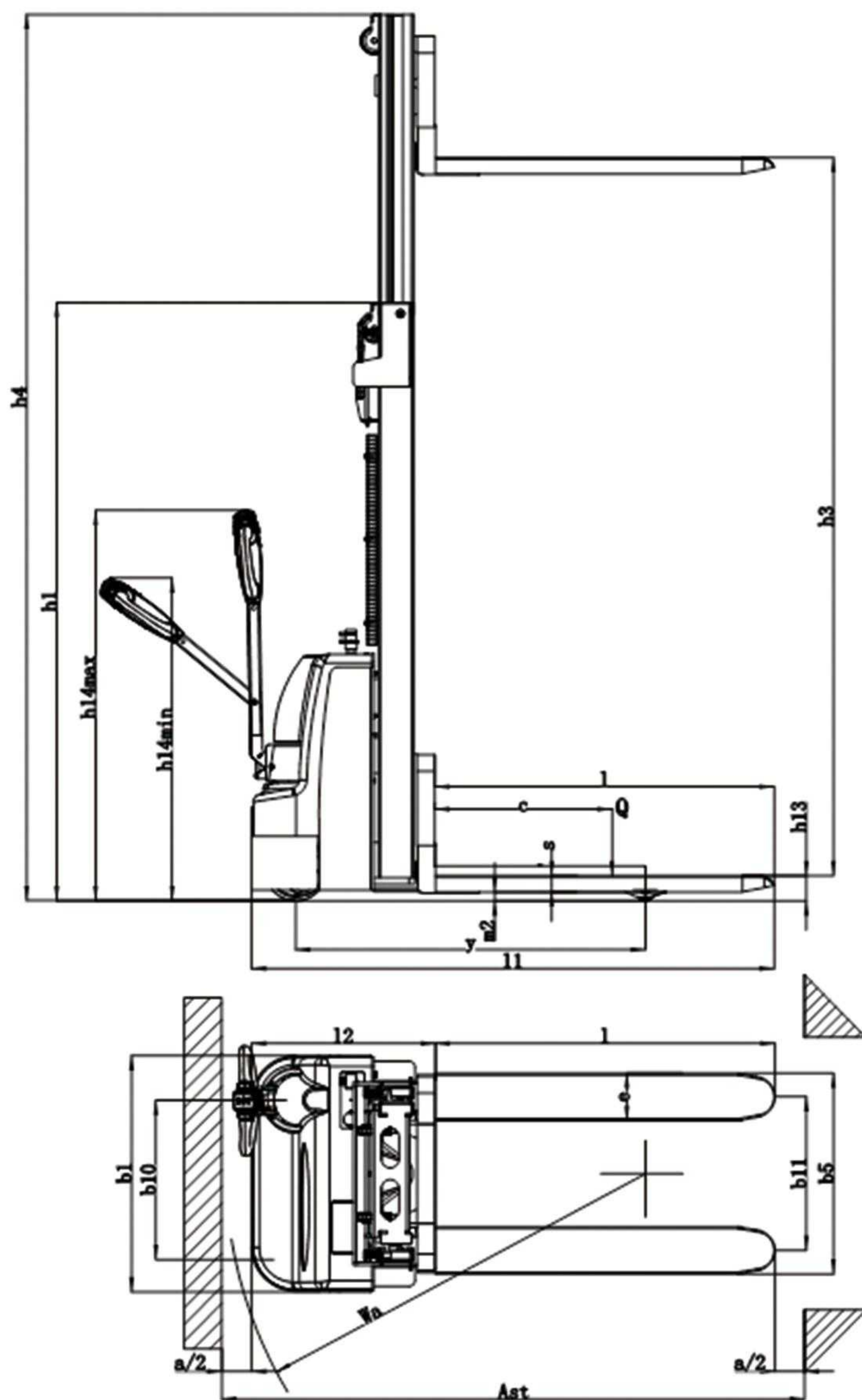
Intelligent control system

Equipped with CAN-BUS technology, automatically monitoring the status of the truck, and fault diagnosis.

SPECIFICATION

Technical Specification

Designation	Lowered mast height h1(mm)	Free Lift height h2(mm)	Lift height h3(mm)	Extended mast height h4(mm)	Lift+fork height h3+h13(mm)
QES15E / QES20E					
Single stage mast	2080	-	1510	2080	1600
Two stage mast	1530	-	1910	2490	2000
	1780	-	2410	2990	2500
	2030	-	2910	3490	3000
	2180	-	3210	3790	3300
	2280	-	3410	3990	3500
2530	-	3910	4490	4000	4000
Two stage mast FFL (Full-Free-Lift)	-	-	-	-	-
Three stage mast	-	-	-	-	-
Three stage mast FFL (Full-Free-Lift)	-	-	-	-	-



QES15E / QES20E

Technical Specification

		Manufacturer's type designation	QES15E	QES20E	
Distinguishing mark	1.3	Power (battery ,diesel, petrol, gas, manual)	Battery		
	1.4	Operator type	Pedestrian		
	1.5	Load capacity / Rated load	Q(t)	1.5	2.0
Distinguishing mark	1.6	Load centre distance	C (mm)	600	500
	1.8	Load distance ,centre of drive axle to fork	X (mm)	715	
	1.9	Wheelbase	Y (mm)	1190	
	2.1	Service weight	kg	500	760
Weight	2.2	Axle loading, laden front/rear	kg	620/1380	\
	2.3	Axle loading, unladen front/rear	kg	370/130	\
	3.1	Tires		PU	
Tires, chassis	3.2	Tire size, front	Ø×w (mm)	φ210×70	
	3.3	Tire size, rear	Ø×w (mm)	φ80×70	
	3.4	Additional wheels(dimensions)	Ø×w (mm)	φ150×50	
	3.5	Wheels, number front/rear(x=driven wheels)		1x+1/4	
	3.6	Track, front	b10 (mm)	540	
	3.7	Track, rear	b11 (mm)	400/520	
Dimensions	4.2	Lowered mast height	h1 (mm)	1530	
	4.3	Free Lift height	h2 (mm)	\	
	4.4	Lift height	h3 (mm)	1910	
	4.5	Extended mast height	h4 (mm)	2490	
	4.9	Height of tiller in drive position min./ max.	h14 (mm)	690/1300	
	4.15	Height, lowered	h13 (mm)	90	
	4.19	Overall length	l1 (mm)	1780	
	4.20	Length to face of forks	l2 (mm)	630	
	4.21	Overall width	b1 (mm)	800	
	4.22	Fork dimensions	s/e/l (mm)	55/160/1125 (1150)	
	4.25	Distance between fork-arms	b5 (mm)	560/680	
	4.32	Ground clearance, centre of wheelbase	m2 (mm)	30	
	4.33	Aisle width for pallets 1000X1200 crossways	Ast (mm)	2230	
	4.34	Aisle width for pallets 800X1200 lengthways	Ast (mm)	2305	
	4.35	Turning radius	Wa (mm)	1700	
Performance data	5.1	Travel speed, laden/ unladen	Km/h	4/4.5	
	5.2	Lift speed, laden/ unladen	m/s	0.08/0.1	
	5.3	Lowering speed, laden/ unladen	m/s	0.1/0.08	
	5.8	Max. gradeability, laden/ unladen	%	3/7	3/5
	5.10	Service brake		Electromagnetic	
Electric- engine	6.1	Drive motor rating S2 60min	kw	0.75	0.9
	6.2	Lift motor rating at S3 4.5%	kw	2.2	
	6.3	Battery acc. to DIN 43531/35/36 A, B, C, no		/	
	6.4	Battery voltage, nominal capacity K5	V/Ah	24/80 (100)	48/65
	6.5	B Battery weight +/-5%	kg	2×25	4×15.5
	6.6	Energy consumption acc: to VDI cycle	kWh/h	/	
Additional data	8.1	Type of drive control		DC speed control	
	8.4	Sound level at driver's ear acc. to EN 12053	dB(A)	69	



QES15E-SL ELECTRIC PALLET STACKER WITH STRADDLE LEG

- Capacity 1500 KGS
- Drive by lead acid battery
- Lithium battery for option
- Lift up to 1600 mm - 3500 mm
- More stable
- Strong balancing capacity



● Pin-code handle
(For option)

Drive control

Turtle speed

Battery indicator

Magnetic movable key

Emergency reverse

Horn

Lifting & lowering



Reinforced chain

Using the national standard GB1244 plate chain instead of the traditional roller chain, much safer for lifting.




Emergency button

Located where you can easily reach and control, assuring safety for people and vehicle.



Thickened mast frame

The mast is equipped with precision steel side wheel guide to reduce friction and make the mast more stable.



Solid metal leg

The legs are made of solid flat iron for higher load-bearing strength.



Main Feature



High strength chassis design

The high strength chassis and compact design ensure the long life and flexibility. Specifically supported by its perfect metal welding and bending technology, and metal toughness as well.



Variety battery capacity available

By pairing battery volumes and its chargers to match various work time demands.



Security and stability

The hydraulic lifting system of this vehicle adopts the design without oil pipe, which greatly improves the reliability of the hydraulic system and reduces the risk of oil leakage of the joint or oil pipe.



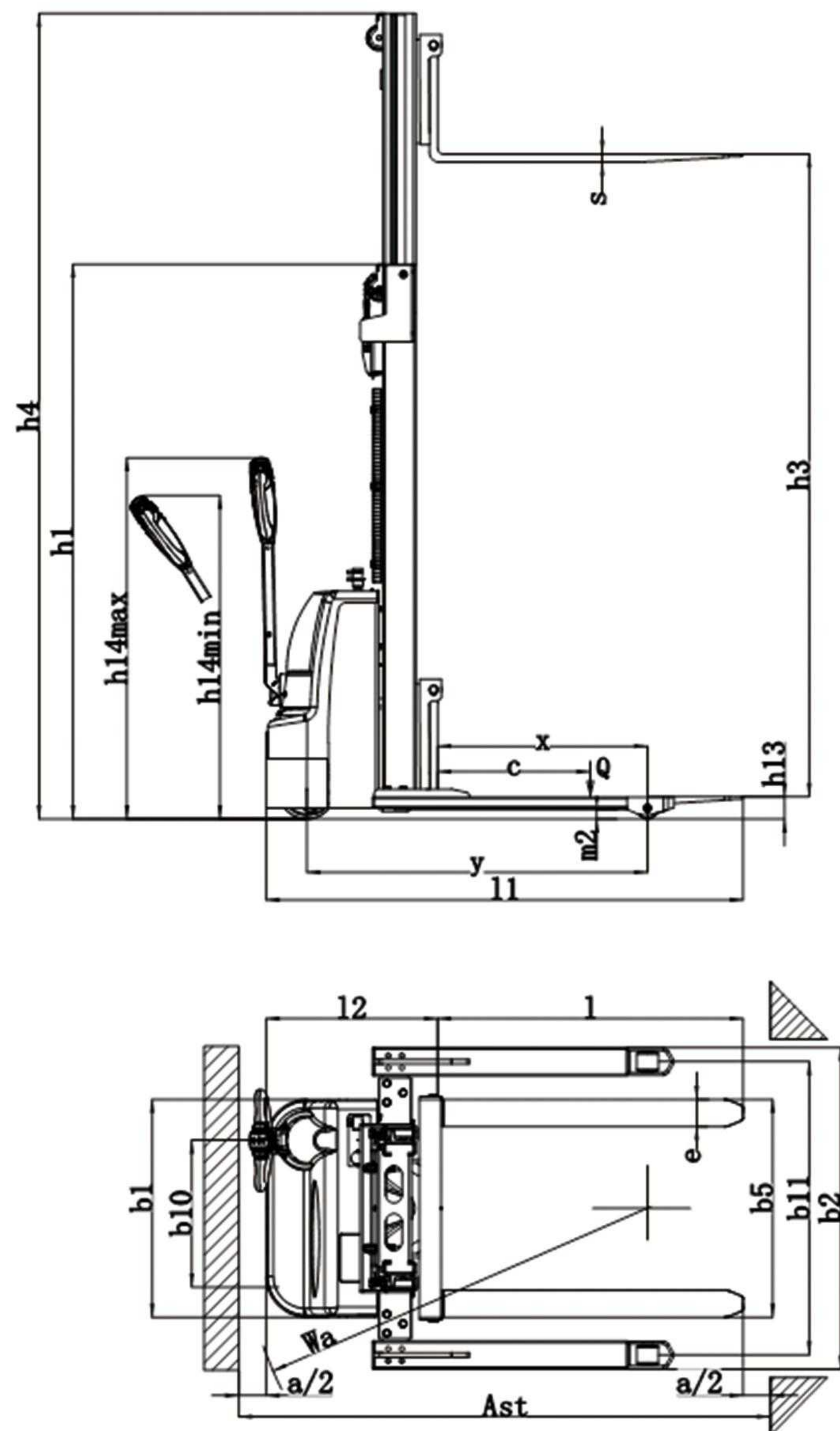
Intelligent control system

Equipped with CAN-BUS technology, automatically monitoring the status of the truck, and fault diagnosis.

SPECIFICATION

Technical Specification

Designation	Lowered mast height h1(mm)	Free Lift height h2(mm)	Lift height h3(mm)	Extended mast height h4(mm)	Lift+fork height h3+h13(mm)
QES Economic-type pallet stacking car					
Single stage mast	2010	-	1510	2010	1600
Two stage mast	1530	-	1910	2490	2000
	1780	-	2410	2990	2500
	2030	-	2910	3490	3000
	2180	-	3210	3790	3300
Two stage mast FFL (Full-Free-Lift)	2280	-	3410	3990	3500
Three stage mast	-	-	-	-	-
Three stage mast FFL (Full-Free-Lift)	-	-	-	-	-



QES15E-SL

Technical Specification

	Manufacturer's type designation	QES-E-SL		
Distinguishing mark	1.3 Power (battery ,diesel, petrol, gas, manual)	Battery		
	1.4 Operator type	Pedestrian		
	1.5 Load capacity / Rated load	Q(t)	1.2	1.5
Tires, chassis	1.6 Load centre distance	C (mm)	500	
	1.8 Load distance ,centre of drive axle to fork	X (mm)	770	
	1.9 Wheelbase	Y (mm)	1250	
	2.1 Service weight	kg	520	
	2.2 Axle loading, laden front/rear	kg	\	
	2.3 Axle loading, unladen front/rear	kg	\	
Dimensions	3.1 Tires		PU	
	3.2 Tire size, front	∅ × w (mm)	∅210 × 70	
	3.3 Tire size, rear	∅ × w (mm)	∅80 × 70	
	3.4 Additional wheels(dimensions)	∅ × w (mm)	∅150 × 50	
	3.5 Wheels, number front/rear(x=driven wheels)		1x+1/4	
	3.6 Track, front	b10 (mm)	540	
	3.7 Track, rear	b11 (mm)	1090/1230/1370	
Performance data	4.2 Lowered mast height	h1 (mm)	1530	
	4.3 Free Lift height	h2 (mm)	\	
	4.4 Lift height	h3 (mm)	1910	
	4.5 Extended mast height	h4 (mm)	2490	
	4.9 Height of tiller in drive position min./ max.	h14 (mm)	780/1315	
	4.15 Height, lowered	h13 (mm)	90	
	4.19 Overall length	l1 (mm)	1750	
	4.20 Length to face of forks	l2 (mm)	680	
	4.21 Overall width	b1(mm)	800/(1190/1330/1470)	
	4.22 Fork dimensions	s/e/l (mm)	35/100/1070	
Electric- engine	4.25 Distance between fork-arms	b5 (mm)	210-800	
	4.32 Ground clearance, centre of wheelbase	m2 (mm)	30	
	4.33 Aisle width for pallets 1000X1200 crossways	Ast (mm)	2358	
	4.34 Aisle width for pallets 800X1200 lengthways	Ast (mm)	2302	
	4.35 Turning radius	Wa (mm)	1515	
	5.1 Travel speed, laden/ unladen	Km/h	4/4.5	
	5.2 Lift speed, laden/ unladen	m/s	0.06/0.11	
	5.3 Lowering speed, laden/ unladen	m/s	0.09/0.06	
	5.8 Max. gradeability, laden/ unladen	%	3/7	
	5.10 Service brake		Electromagnetic	
Additional data	6.1 Drive motor rating S2 60min	kw	0.75	
	6.2 Lift motor rating at S3 4.5%	kw	2.2	
	6.3 Battery acc. to DIN 43531/35/36 A, B, C, no		\	
	6.4 Battery voltage, nominal capacity K5	V/Ah	24/80(100)	
	6.5 B Battery weight +/-5%	kg	2 × 25	
	6.6 Energy consumption acc. to VDI cycle	kWh/h	\	
Additional data	8.1 Type of drive control		DC speed control	
	8.4 Sound level at driver's ear acc. to EN 12053	dB(A)	69	



QES15E-PV ELECTRIC WALKIE PALLET STACKER

Drive by lithium battery
Capacity 1500 KGS
Lift up to 1600 mm - 3500 mm
Lift with proportional valve
Long handle mechanical steering



Large handle
Lift up & down
With proportional valve control
(For option)

Speed control

Horn

Emergency reverse


Two speed setting
& up-right walking

Turn on & off



Reinforced chain

Using the national standard GB1244 plate chain instead of the traditional roller chain, much safer for lifting.



Emergency button

Located where you can easily reach and control, assuring safety for people and vehicle.



Solid metal leg

The legs are made of solid flat iron for higher load-bearing strength.



Main Feature



High strength chassis design

The high strength chassis and compact design ensure the long life and flexibility. Specifically supported by its perfect metal welding and bending technology, and metal toughness as well.



Variety battery capacity available

By pairing battery volumes and its chargers to match various work time demands.



Security and stability

The hydraulic lifting system of this vehicle adopts the design without oil pipe, which greatly improves the reliability of the hydraulic system and reduces the risk of oil leakage of the joint or oil pipe.



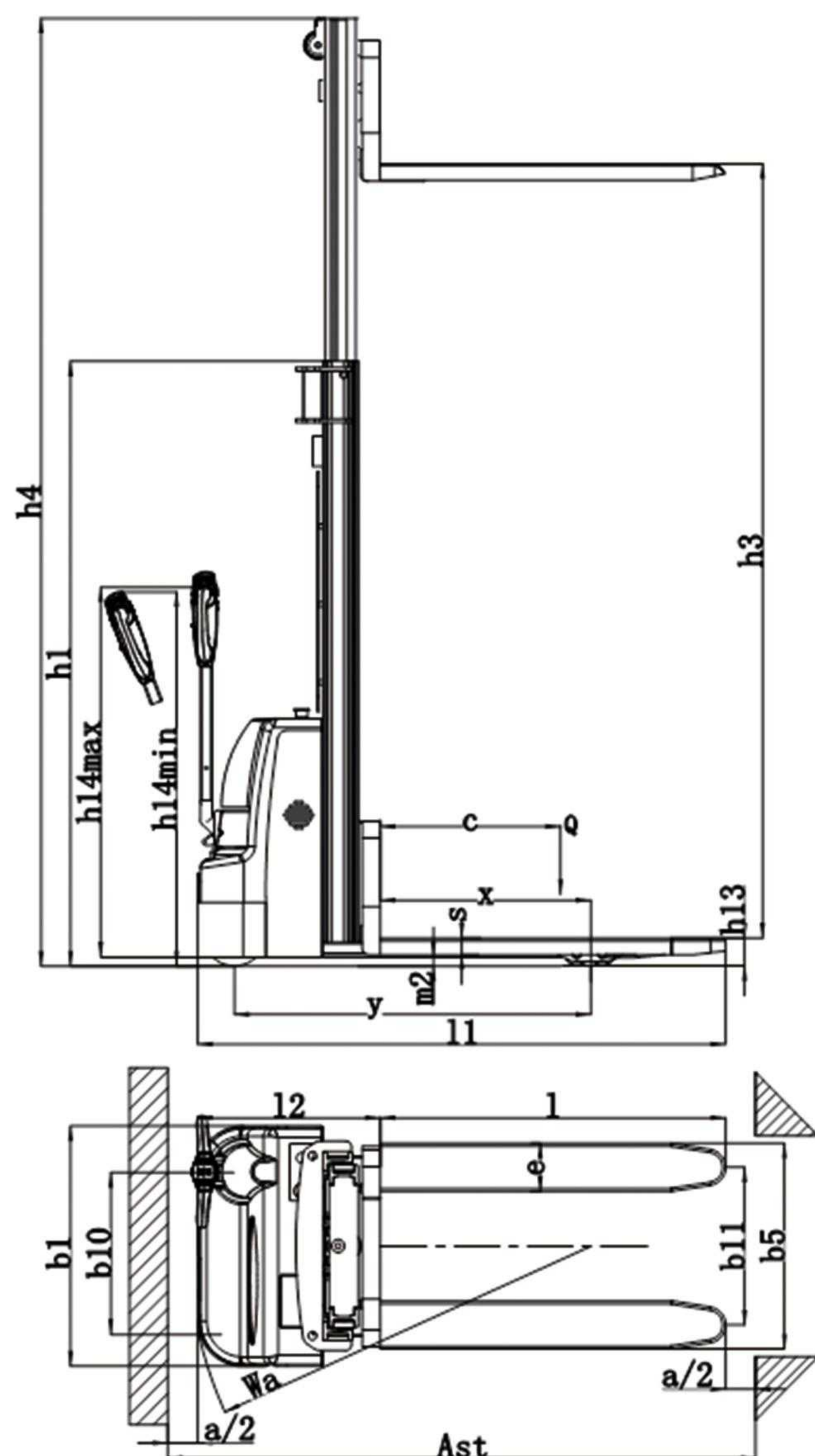
Intelligent control system

Equipped with CAN-BUS technology, automatically monitoring the status of the truck, and fault diagnosis.

SPECIFICATION

Technical Specification

Designation	Lowered mast height h1(mm)	Free Lift height h2(mm)	Lift height h3(mm)	Extended mast height h4(mm)	Lift+fork height h3+h13(mm)
QES15E-PV					
Single stage mast	2010	-	1510	2010	1600
Two stage mast	1530	-	2410	2990	2500
	2030	-	2910	3090	3000
	2180	-	3210	3790	3300
	2280	-	3410	3990	3500
Two stage mast FFL (Full-Free-Lift)	-	-	-	-	-
Three stage mast	1675	-	3410	3990	3500
	1845	-	3910	4490	4000
Three stage mast FFL (Full-Free-Lift)	-	-	-	-	-



QES15E-PV

Technical Specification

	Manufacturer's type designation	QES15B
Distinguishing mark	1.3 Power (battery ,diesel, petrol, gas, manual)	Battery
	1.4 Operator type	Pedestrian
	1.5 Load capacity / Rated load	Q(t) 1.5
	1.6 Load centre distance	C (mm) 500
Weight	1.8 Load distance ,centre of drive axle to fork	X (mm) 700
	1.9 Wheelbase	Y (mm) 1260
	2.1 Service weight	kg 620
Tires, chassis	2.2 Axle loading, laden front/rear	kg \
	2.3 Axle loading, unladen front/rear	kg \
	3.1 Tires	PU
	3.2 Tire size, front	Ø × w (mm) φ210 × 70
	3.3 Tire size, rear	Ø × w (mm) φ80 × 70
	3.4 Additional wheels(dimensions)	Ø × w (mm) φ150 × 50
	3.5 Wheels, number front/rear(x=driven wheels)	1x+1/4
Dimensions	3.6 Track, front	b10 (mm) 540
	3.7 Track, rear	b11 (mm) 530
	4.2 Lowered mast height	h1 (mm) 1675
	4.3 Free Lift height	h2 (mm) \
	4.4 Lift height	h3 (mm) 3410
	4.5 Extended mast height	h4 (mm) 3990
	4.9 Height of tiller in drive position min./ max.	h14 (mm) \
	4.15 Height, lowered	h13 (mm) 90
	4.19 Overall length	l1 (mm) 1780
	4.20 Length to face of forks	l2 (mm) 630
	4.21 Overall width	b1 (mm) 800
	4.22 Fork dimensions	s/e/l (mm) 55/160/1070 (1150)
	4.25 Distance between fork-arms	b5 (mm) 560/685
	4.32 Ground clearance, centre of wheelbase	m2 (mm) 30
	4.33 Aisle width for pallets 1000X1200 crossways	Ast (mm) 2471
4.34 Aisle width for pallets 800X1200 lengthways	Ast (mm) 2440	
4.35 Turning radius	Wa (mm) 1600	
Performance data	5.1 Travel speed, laden/ unladen	Km/h 4/4.5
	5.2 Lift speed, laden/ unladen	m/s 0-0.09/0-0.1
	5.3 Lowering speed, laden/ unladen	m/s 0-0.1/0-0.09
	5.8 Max. gradeability, laden/ unladen	% 3/7
	5.10 Service brake	Electromagnetic
Electric- engine	6.1 Drive motor rating S2 60min	kw 0.75
	6.2 Lift motor rating at S3 4.5%	kw 2.2
	6.3 Battery acc. to DIN 43531/35/36 A, B, C, no	\
	6.4 Battery voltage, nominal capacity K5	V/Ah 24/80 (100)
	6.5 B Battery weight +/-5%	kg 2×25
	6.6 Energy consumption acc: to VDI cycle	kWh/h \
Additional data	8.1 Type of drive control	DC speed control
	8.4 Sound level at driver's ear acc. to EN 12053	dB(A) 69

QES15D DOUBLE-LIFT ELECTRIC PALLET STACKER

- Capacity 1500 KGS
- Double-lifting design
- Suitable for small space work
- Compact design and economic
- Short turning radius



- Emergency reverse
- Driving control
- Turtle speed
- Key lock
- Horn
- Lifting & lowering
- Battery indicator



PU tandem wheel
Stable and Durable

Solid metal fork

One-piece punching and forming, reinforced steel plate of fork roots, which can enhance the fork's rigidity and load-bearing capacity.



Long handle

mechanical steering, ergonomic, flexible handling.



Thickened mast frame

The mast is equipped with precision steel side wheel guide to reduce friction and make the mast more stable.



Main Feature



High strength chassis design

The high strength chassis and compact design ensure the long life and flexibility. Specifically supported by its perfect metal welding and bending technology, and metal toughness as well.



Variety battery capacity available

By pairing battery volumes and its chargers to match various work time demands.



Security and stability

The hydraulic lifting system of this vehicle adopts the design without oil pipe, which greatly improves the reliability of the hydraulic system and reduces the risk of oil leakage of the joint or oil pipe.



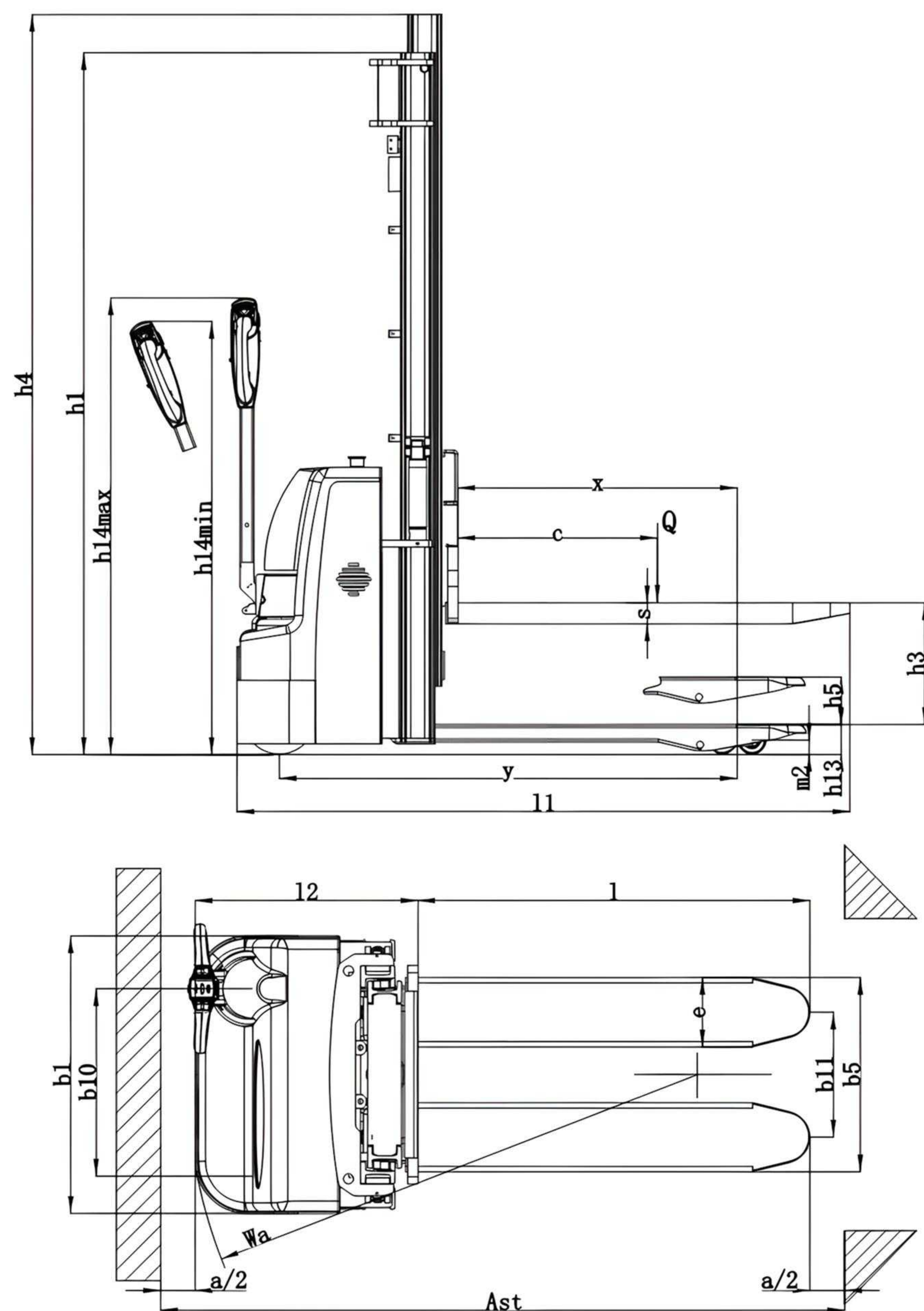
Intelligent control system

Equipped with CAN-BUS technology, automatically monitoring the status of the truck, and fault diagnosis.

SPECIFICATION

Technical Specification

Designation	Lowered mast height h1(mm)	Free Lift height h2(mm)	Lift height h3(mm)	Extended mast height h4(mm)	Lift+fork height h3+h13(mm)
QES15D					
Two stage mast	1765	-	2410	2990	2500
	2015	-	2910	3490	3000
	2165	-	3210	3790	3300
	2265	-	3410	3990	3500
Two stage mast FFL (Full-Free-Lift)	-	-	-	-	-
Three stage mast	-	-	-	-	-
Three stage mast FFL (Full-Free-Lift)	-	-	-	-	-



QES15D

Technical Specification

	Manufacturer's type designation	QES15D	
Distinguishing mark	1.3 Power (battery ,diesel, petrol, gas, manual)	Battery	
	1.4 Operator type	Pedestrian	
	1.5 Load capacity / Rated load	Q(t) 1.5	
	1.6 Load centre distance	C (mm) 500	
	1.8 Load distance ,centre of drive axle to fork	X (mm) 810	
Weight	1.9 Wheelbase	Y (mm) 1295	
	2.1 Service weight	kg 647	
	2.2 Axle loading, laden front/rear	kg 828/1326	
	2.3 Axle loading, unladen front/rear	kg 450/194	
	Tires, chassis	3.1 Tires	PU
		3.2 Tire size, front	∅×w (mm) φ210×70
		3.3 Tire size, rear	∅×w (mm) φ80×70
3.4 Additional wheels(dimensions)		∅×w (mm) φ150×50	
3.5 Wheels, number front/rear(x=driven wheels)		1x+1/4	
3.6 Track, front		b10 (mm) 540	
3.7 Track, rear		b11 (mm) 360	
Dimensions	4.2 Lowered mast height	h1 (mm) 2015	
	4.3 Free Lift height	h2 (mm) /	
	4.4 Lift height	h3 (mm) 2910	
	4.5 Extended mast height	h4 (mm) 3490	
	4.6 Initial lift	h5 (mm) 105	
	4.9 Height of tiller in drive position min./ max.	h14 (mm) 690/1300	
	4.15 Height, lowered	h13 (mm) 90/80	
	4.19 Overall length	l1 (mm) 1790	
	4.20 Length to face of forks	l2 (mm) 640	
	4.21 Overall width	b1 (mm) 800/	
	4.22 Fork dimensions	s/e/l (mm) 60/200/1150	
	4.25 Distance between fork-arms	b5 (mm) 560	
	4.32 Ground clearance, centre of wheelbase	m2 (mm) 30	
	4.33 Aisle width for pallets 1000X1200 crossways	Ast (mm) 2230	
	4.34 Aisle width for pallets 800X1200 lengthways	Ast (mm) 2305	
4.35 Turning radius	Wa (mm) 1600		
Performance data	5.1 Travel speed, laden/ unladen	Km/h 4/4.5	
	5.2 Lift speed, laden/ unladen	m/s 0.09/0.1	
	5.3 Lowering speed, laden/ unladen	m/s 0.1/0.09	
	5.8 Max. gradeability, laden/ unladen	% 3/7	
Electric- engine	5.10 Service brake	Electromagnetic	
	6.1 Drive motor rating S2 60min	kw 0.75	
	6.2 Lift motor rating at S3 4.5%	kw 2.2	
	6.3 Battery acc. to DIN 43531/35/36 A, B, C, no	/	
	6.4 Battery voltage, nominal capacity K5	V/Ah 24/80 (100)	
	6.5 B Battery weight +/-5%	kg 2×25	
Additional data	6.6 Energy consumption acc: to VDI cycle	kWh/h /	
	8.1 Type of drive control	DC speed control	
8.4 Sound level at driver's ear acc. to EN 12053	dB(A) 69		



QES15E-P RIDER-CONTROL ELECTRIC PALLET STACKER

Capacity 1500 KGS
Lift up to 1600mm - 4000mm
Drive by lead-acid battery

Emergency reverse

Driving control

Turtle speed

Key lock

Horn

Lifting & lowering

Battery indicator



Emergency button

Located where you can easily reach and control, assuring safety for people and vehicle.

Safety guardrail

Increase security and protect the safety of users



Solid metal fork

One-piece punching and forming, reinforced steel plate of fork roots, which can enhance the fork's rigidity and load-bearing capacity.



Thickened mast frame

The mast is equipped with precision steel side wheel guide to reduce friction and make the mast more stable.



Main Feature



High strength chassis design

The high strength chassis and compact design ensure the long life and flexibility. Specifically supported by its perfect metal welding and bending technology, and metal toughness as well.



Variety battery capacity available

By pairing battery volumes and its chargers to match various work time demands.



Security and stability

The hydraulic lifting system of this vehicle adopts the design without oil pipe, which greatly improves the reliability of the hydraulic system and reduces the risk of oil leakage of the joint or oil pipe.



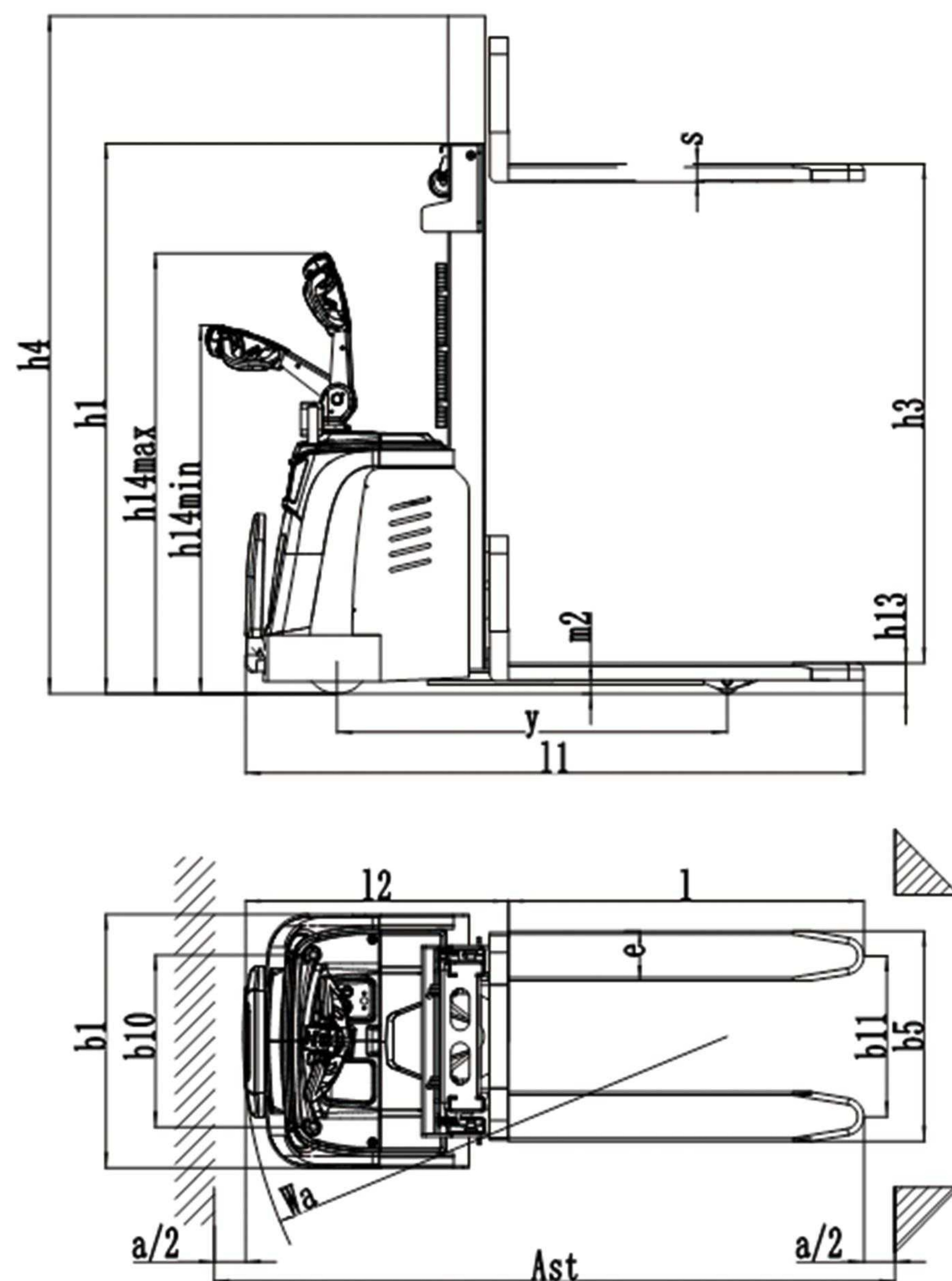
Intelligent control system

Equipped with CAN-BUS technology, automatically monitoring the status of the truck, and fault diagnosis.

SPECIFICATION

Technical Specification

Designation	Lowered mast height h1(mm)	Free Lift height h2(mm)	Lift height h3(mm)	Extended mast height h4(mm)	Lift+fork height h3+h13(mm)
QES15E-P					
Single stage mast	2030	-	1510	2030	1600
Two stage mast	1780	-	2410	2960	2500
	2030	-	2910	3460	3000
	2280	-	3410	3960	3500
Two stage mast FFL (Full-Free-Lift)	2530	-	3910	4460	4000
Three stage mast	-	-	-	-	-
Three stage mast FFL (Full-Free-Lift)	-	-	-	-	-



QES15E-P

Technical Specification

		Manufacturer's type designation	QES15E-P
Distinguishing mark	1.3	Power (battery ,diesel, petrol, gas, manual)	Battery
	1.4	Operator type	Rider-control
	1.5	Load capacity / Rated load	Q(t) 1.5
Weight	1.6	Load centre distance	C (mm) 500
	1.8	Load distance ,centre of drive axle to fork	X (mm) 685
	1.9	Wheelbase	Y (mm) 1270
	2.1	Service weight	kg 620
Tires, chassis	2.2	Axle loading, laden front/rear	kg \
	2.3	Axle loading, unladen front/rear	kg \
	3.1	Tires	PU
	3.2	Tire size, front	Ø × w (mm) φ210×70
	3.3	Tire size, rear	Ø × w (mm) φ80×70
	3.4	Additional wheels(dimensions)	Ø × w (mm) φ115×55
Dimensions	3.5	Wheels, number front/rear(x=driven wheels)	1x+1/2
	3.6	Track, front	b10 (mm) 625
	3.7	Track, rear	b11 (mm) 400/520
	4.2	Lowered mast height	h1 (mm) 1780
	4.3	Free Lift height	h2 (mm) \
	4.4	Lift height	h3 (mm) 2410
	4.5	Extended mast height	h4 (mm) 2960
	4.9	Height of tiller in drive position min./ max.	h14 (mm) 1090/1430
	4.15	Height, lowered	h13 (mm) 90
	4.19	Overall length	l1 (mm) 2030
	4.20	Length to face of forks	l2 (mm) 880
	4.21	Overall width	b1 (mm) 820
	4.22	Fork dimensions	s/e/l (mm) 55/160/1150 55/160/1220
	4.25	Distance between fork-arms	b5 (mm) 560/680
	Performance data	4.32	Ground clearance, centre of wheelbase
4.33		Aisle width for pallets 1000X1200 crossways	Ast (mm) 2438
4.34		Aisle width for pallets 800X1200 lengthways	Ast (mm) 2412
4.35		Turning radius	Wa (mm) 1560
5.1		Travel speed, laden/ unladen	Km/h 4/4.5
5.2		Lift speed, laden/ unladen	m/s 0.09/0.1
5.3		Lowering speed, laden/ unladen	m/s 0.1/0.09
Electric- engine	5.8	Max. gradeability, laden/ unladen	% 3/5
	5.10	Service brake	Electromagnetic
	6.1	Drive motor rating S2 60min	kw 0.75
	6.2	Lift motor rating at S3 4.5%	kw 2.2
	6.3	Battery acc. to DIN 43531/35/36 A, B, C, no	\
	6.4	Battery voltage, nominal capacity K5	V/Ah 24/80(100)
Additional data	6.5	B Battery weight +/-5%	kg 2×25
	6.6	Energy consumption acc: to VDI cycle	kWh/h \
Additional data	8.1	Type of drive control	DC speed control
	8.4	Sound level at driver's ear acc. to EN 12053	dB(A) 69



QES16-P / QES20-P RIDER-CONTROL ELECTRIC PALLET STACKER

Capacity 1600 / 2000 KGS
Up to 6 meters
Drive by lead-acid battery

Emergency reverse

Horn

Lifting & Lowering

Drive control

Turtle speed



Emergency button

Located where you can easily reach and control, assuring safety for people and vehicle.

Safety guardrail

Increase security and protect the safety of users



Solid metal fork

One-piece punching and forming, reinforced steel plate of fork roots, which can enhance the fork's rigidity and load-bearing capacity.



Lead-acid battery drive (Li-Ion Battery optional)

Short charging time, long service life



Main Feature



High strength chassis design

The high strength chassis and compact design ensure the long life and flexibility. Specifically supported by its perfect metal welding and bending technology, and metal toughness as well.



Variety battery capacity available

By pairing battery volumes and its chargers to match various work time demands.



Security and stability

The hydraulic lifting system of this vehicle adopts the design without oil pipe, which greatly improves the reliability of the hydraulic system and reduces the risk of oil leakage of the joint or oil pipe.



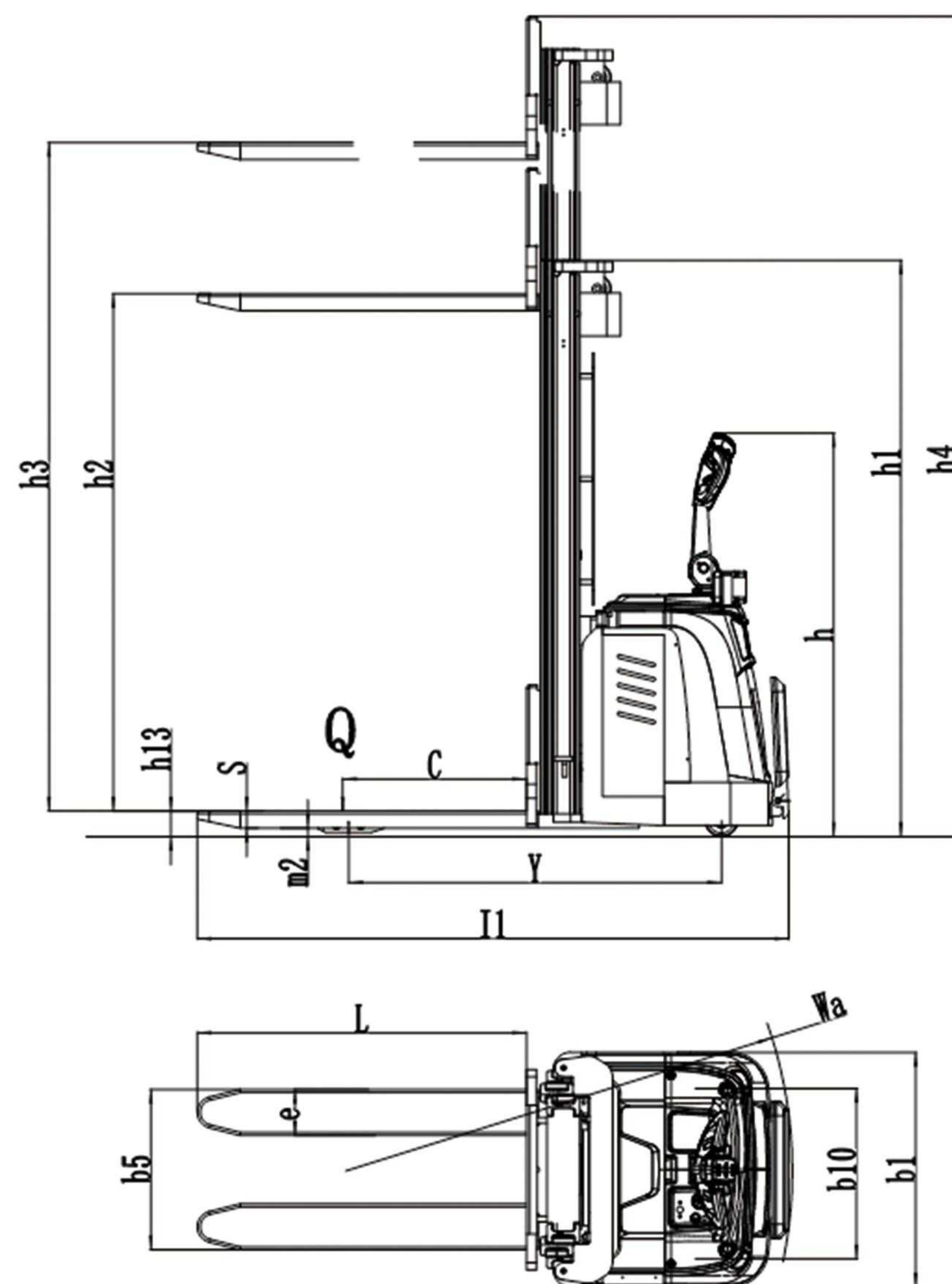
Intelligent control system

Equipped with CAN-BUS technology, automatically monitoring the status of the truck, and fault diagnosis.

SPECIFICATION

Technical Specification

Designation	Lowered mast height h1(mm)	Free Lift height h2(mm)	Lift height h3(mm)	Extended mast height h4(mm)	Lift+fork height h3+h13(mm)
QES-P					
Two stage mast	1760	-	2410	2980	2500
	2010	-	2910	3480	3000
	2260	-	3410	3980	3500
Two stage mast FFL (Full-Free-Lift)	-	-	-	-	-
Three stage mast	-	-	-	-	-
Three stage mast FFL (Full-Free-Lift)	1840	1240	3910	4480	4000
	2010	1410	4410	4980	4500
	2180	1580	4910	5480	5000
	2350	1750	5410	5980	5500
	2520	1920	5910	6480	6000



QES16-P / QES20-P

Technical Specification

		Manufacturer's type designation	QES-P		
Distinguishing mark	1.3	Power (battery ,diesel, petrol, gas, manual)	Battery		
	1.4	Operator type	Rider-control		
	1.5	Load capacity / Rated load	Q(t)	1.6 2.0	
Tires, chassis	1.6	Load centre distance	C (mm)	600	
	1.8	Load distance ,centre of drive axle to fork	X (mm)	620	
	1.9	Wheelbase	Y (mm)	1350	
	2.1	Service weight	kg	1250	
	2.2	Axle loading, laden front/rear	kg	\	
	2.3	Axle loading, unladen front/rear	kg	\	
Dimensions	3.1	Tires		PU	
	3.2	Tire size, front	∅×w (mm)	∅250×70	
	3.3	Tire size, rear	∅×w (mm)	∅80×70	
	3.4	Additional wheels(dimensions)	∅×w (mm)	∅110×55	
	3.5	Wheels, number front/rear(x=driven wheels)		1x+2/4	
	3.6	Track, front	b10 (mm)	625	
	3.7	Track, rear	b11 (mm)	410/525	
	4.2	Lowered mast height	h1 (mm)	1840	
	4.3	Free Lift height	h2 (mm)	1330	
	4.4	Lift height	h3 (mm)	4000	
	4.5	Extended mast height	h4 (mm)	4480	
	4.9	Height of tiller in drive position min./ max.	h14 (mm)	\	
	4.15	Height, lowered	h13 (mm)	90	
	4.19	Overall length	l1 (mm)	2080	
	4.20	Length to face of forks	l2 (mm)	930	
4.21	Overall width	b1 (mm)	820		
4.22	Fork dimensions	s/e/l (mm)	60/160/1150		
4.25	Distance between fork-arms	b5 (mm)	570/685		
4.32	Ground clearance, centre of wheelbase	m2 (mm)	30		
4.33	Aisle width for pallets 1000X1200 crossways	Ast (mm)	2470		
4.34	Aisle width for pallets 800X1200 lengthways	Ast (mm)	2465		
4.35	Turning radius	Wa (mm)	1560		
Performance data	5.1	Travel speed, laden/ unladen	Km/h	5.5/5.8	
	5.2	Lift speed, laden/ unladen	m/s	0.1/0.12	
	5.3	Lowering speed, laden/ unladen	m/s	0.12/0.1	
	5.8	Max. gradeability, laden/ unladen	%	5/8	
	5.10	Service brake		Electromagnetic	
Electric- engine	6.1	Drive motor rating S2 60min	kw	1.5(AC)	
	6.2	Lift motor rating at S3 4.5%	kw	2.2/3	
	6.3	Battery acc. to DIN 43531/35/36 A, B, C, no		\	
	6.4	Battery voltage, nominal capacity K5	Lead acid battery	V/Ah	24/210(270)
			Lithium battery (For option)		24/(150,175,200,230)
	6.5	B Battery weight +/-5%	kg	200/250	
6.6	Energy consumption acc: to VDI cycle	kWh/h	\		
Additional data	8.1	Type of drive control		AC speed control	
	8.4	Sound level at driver's ear acc. to EN 12053	dB(A)	69	

Load capacity 1500 / 1800 KGS
Efficient, fast and environmentally friendly
Suitable for small space work
Economical
Compact
Small turning radius
Drive by lithium battery

3WEF15 / 3WEF18 3-WHEEL ELECTRIC FORKLIFT



Foot acceleration
Foot braking



Safety handbrake



Brake lights and turn signals



Hydraulic steering operation



Emergency switch +
Pin-code lock



Battery Indicator



The handle is easily
accessible



Ergonomic chair



Main Feature



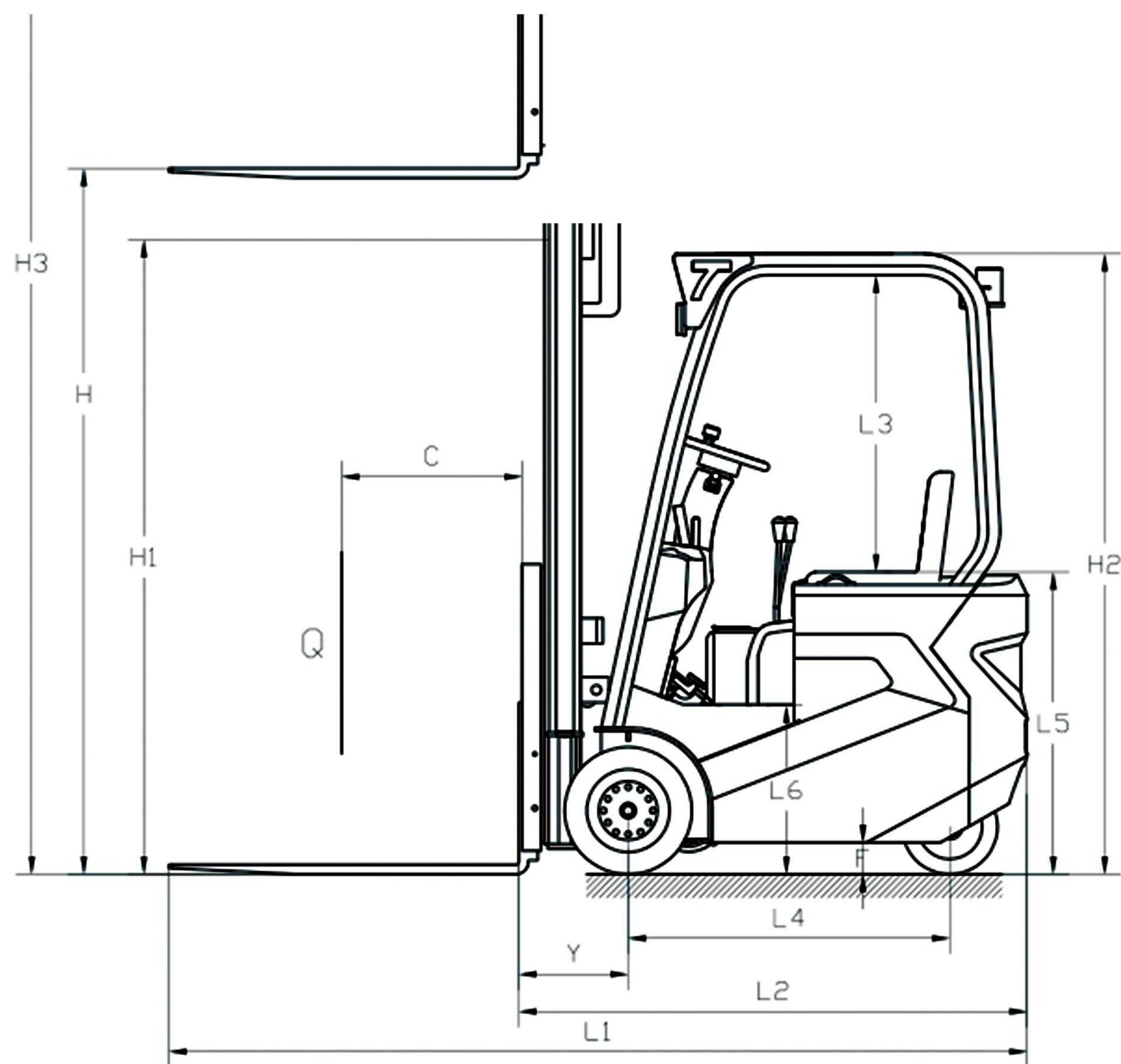
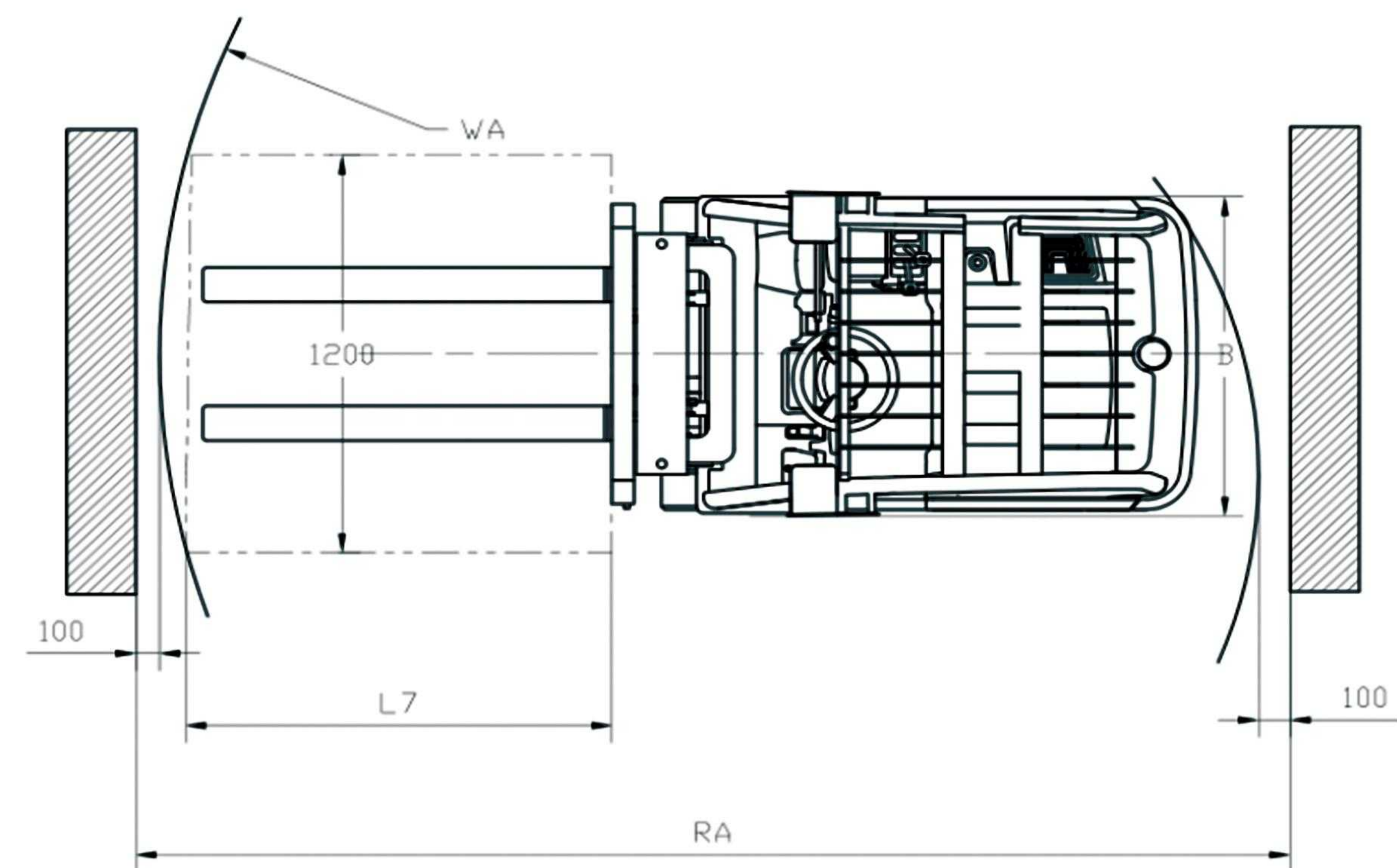
High strength chassis design

The high strength chassis and compact design ensure the long life and flexibility. Specifically supported by its perfect metal welding and bending technology, and metal toughness as well.



Security and stability

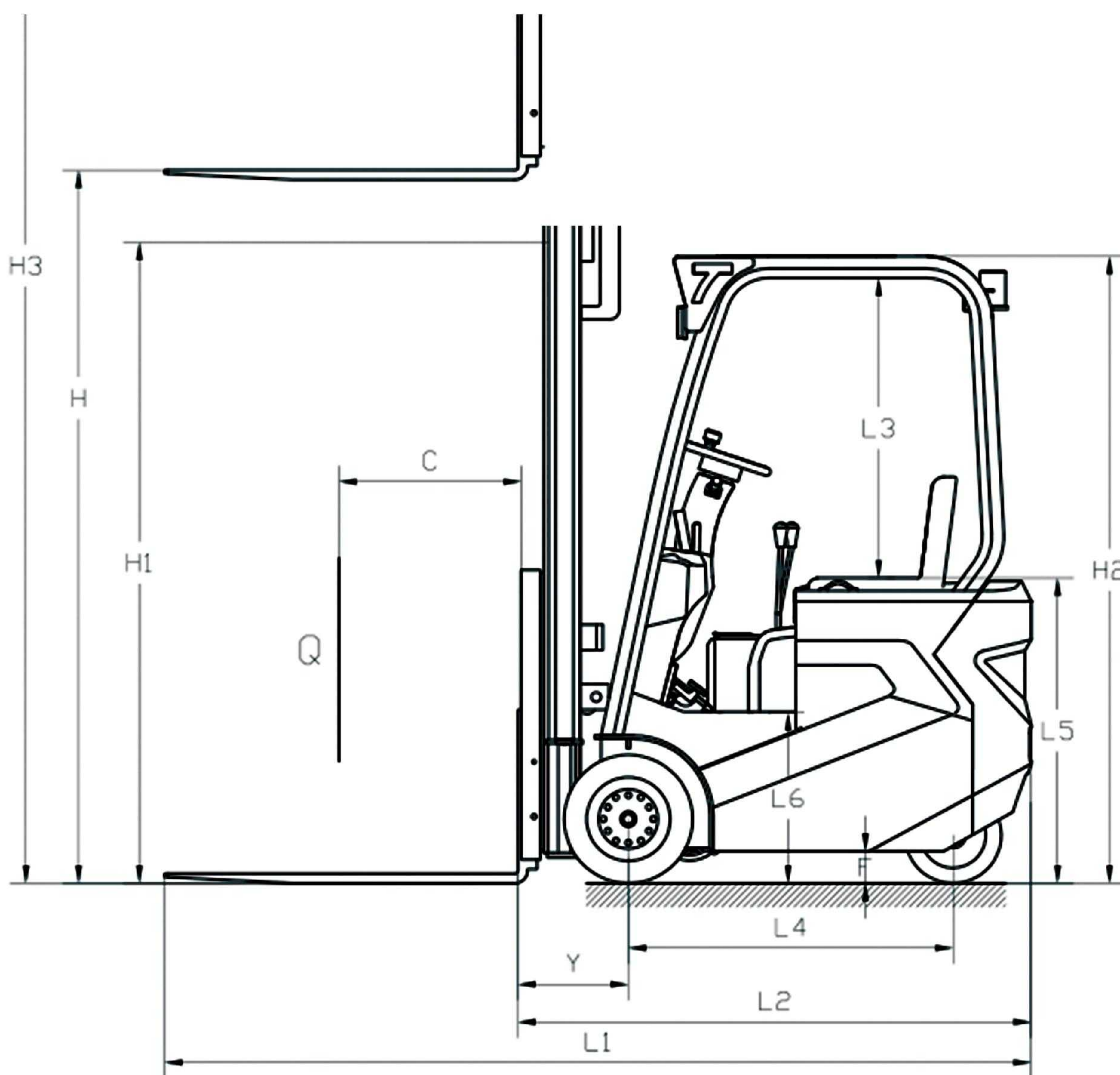
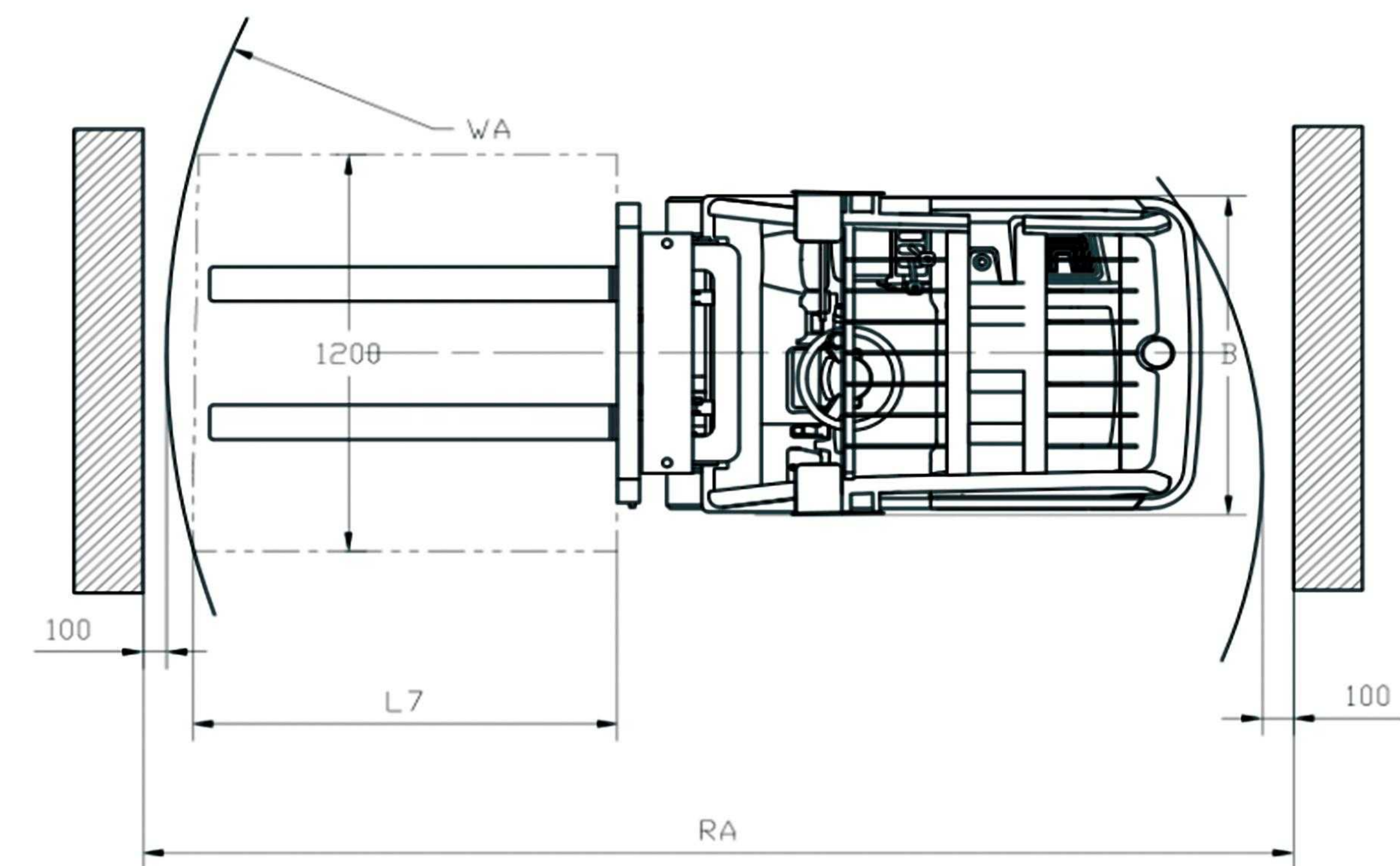
The hydraulic lifting system of this vehicle adopts the design without oil pipe, which greatly improves the reliability of the hydraulic system and reduces the risk of oil leakage of the joint or oil pipe.



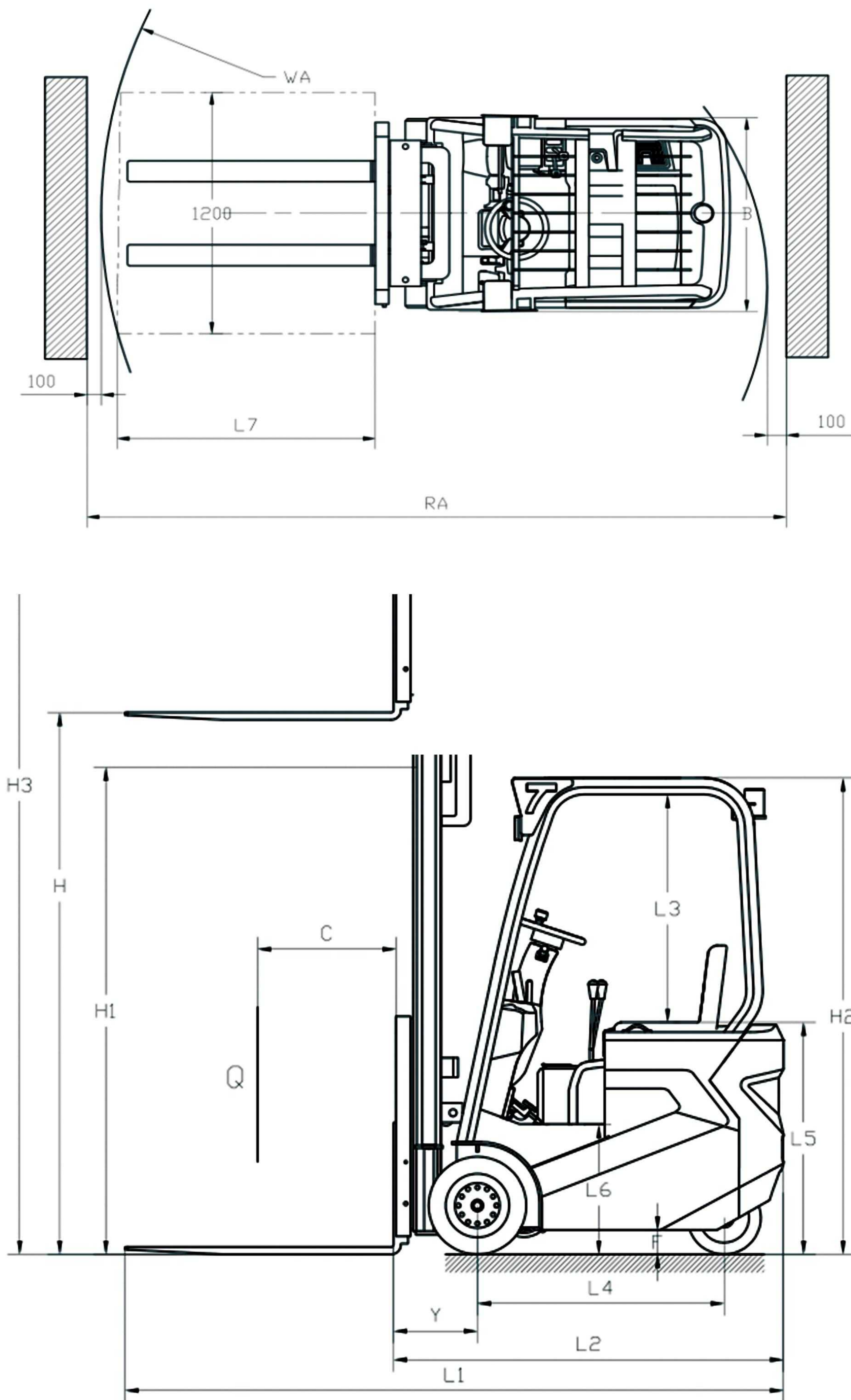
Technical Specification

Model		3WEF15 3M (Duplex mast without sideshift)	3WEF15 3M (Duplex mast with sideshift)	3WEF15 3.5M (Duplex mast without sideshift)
Mast type		H type steel		
Drive mode		Front wheel drive		
Operation type		Sit-on drive		
Load capacity	kg	1500		
Load center	mm	400		
Wheelbase	L4 mm	1220		
EPS(With/Without)		Without		
Service weight (without battery)	kg	2420	2440	2445
Service weight (with battery)	kg	2500	2520	2525
Wheel material		Rubber		
Wheel size, Front wheel	mm	450×140		
Numbers of wheels (Hydraulic steering)		4		
Steering wheel	mm	380×110		
Mast height when lowered	H1 mm	2075	2075	2325
Overall length	L1 mm	2871	2919	2871
Body width	mm	1014		
Overall width	mm	1040		
Roof height	H2 mm	1992		
Max height when operation	H3 mm	3862	4049	4362
Lift height	H mm	80~3000	80~3000	80~3500
Ground clearance	F mm	90		
Fork length	mm	1070		
Fork outside width	mm	200~800		
Min.turning radius	WA mm	1603		
Fork Min.height	mm	80		
Fork thickness	mm	35		
Fork width	mm	100		
Lift free height	mm	/	/	/
Fork lean forward / backforward angle	°	3/5		
Aisle width for pallets 800 x 1200 lengthway	RA mm	3165	3203	3155
Aisle width for pallets 1000 x 1000 crossway	RA mm	3460	3499	3460
Travel speed, Laden / unladen	km/h	8.0/9.0		
Lift speed, laden / unladen	mm/s	184/194		
Lowering speed, laden / unladen	mm/s	141/182	186/179	186/179
Max.gradeability, laden / unladen	%	10		
Drive motor power	kw	4		
Lift motor power	kw	3.5		
Battery voltage,nominal capacity	V/Ah	48/135		
Battery weight	kg	80		
Battery size (L×W×H)	mm	682×300×420		
Brake		Hydraulic brake		

Technical Specification



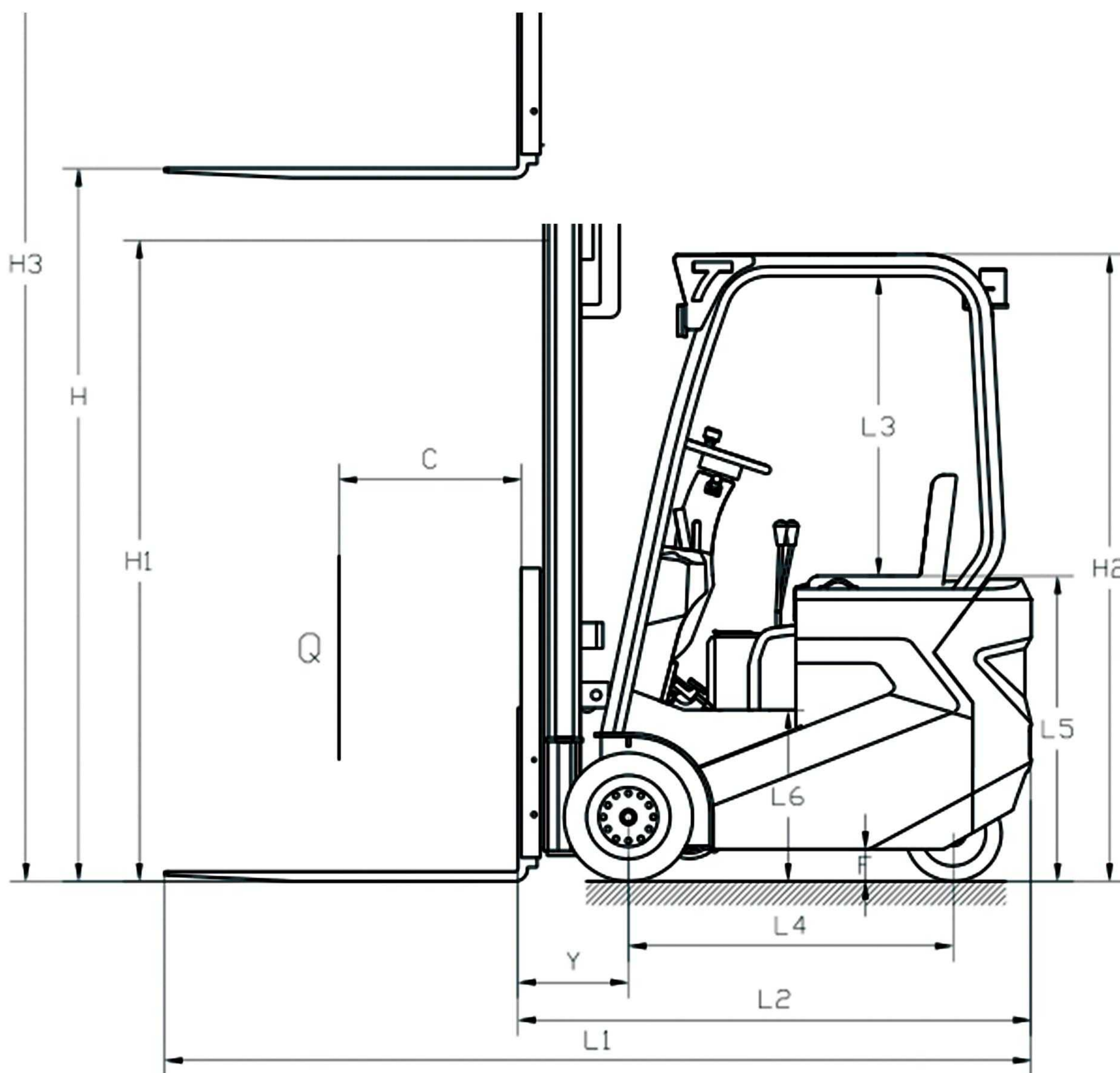
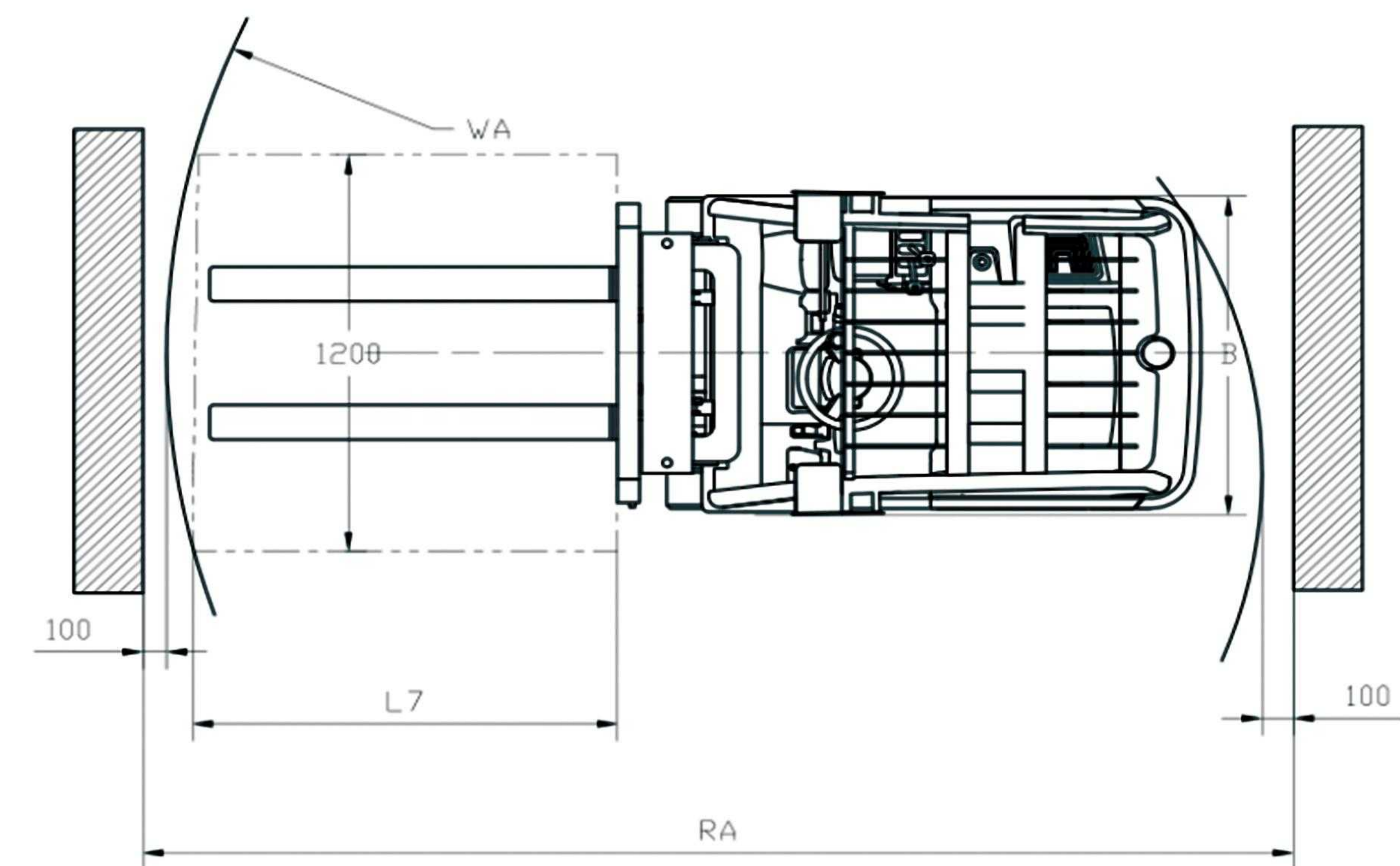
Model		3WEF15 3.5M (Duplex mast with sideshift)	3WEF15 4M (Triplex mast without sideshift)	3WEF15 4M (Triplex mast with sideshift)
Mast type		H type steel		
Drive mode		Front wheel drive		
Operation type		Sit-on drive		
Load capacity	kg	1500		
Load center	mm	400		
Wheelbase	L4 mm	1220		
EPS(With/Without)		Without		
Service weight (without battery)	kg	2465	2635	2655
Service weight (with battery)	kg	2545	2715	2735
Wheel material		Rubber		
Wheel size, Front wheel	mm	450×140		
Numbers of wheels (Hydraulic steering)		4		
Steering wheel	mm	380×110		
Mast height when lowered	H1 mm	2325	1920	1920
Overall length	L1 mm	2919	2871	2919
Body width	mm	1014		
Overall width	mm	1040		
Roof height	H2 mm	1992		
Max height when operation	H3 mm	4549	4808	4995
Lift height	H mm	80~3500	80~3500	80~4000
Ground clearance	F mm	90		
Fork length	mm	1070		
Fork outside width	mm	200~800		
Min.turning radius	WA mm	1603		
Fork Min.height	mm	80		
Fork thickness	mm	35		
Fork width	mm	100		
Lift free height	mm	/	1375	1375
Fork lean forward / backforward angle	°	3/5		
Aisle width for pallets 800 x 1200 lengthway	RA mm	3203	3172	3208
Aisle width for pallets 1000 x 1000 crossway	RA mm	3499	3473	3503
Travel speed, Laden / unladen	km/h	8.0/9.0		
Lift speed, laden / unladen	mm/s	184/194		
Lowering speed, laden / unladen	mm/s	186/179	186/179	186/179
Max.gradeability, laden / unladen	%	10		
Drive motor power	kw	4		
Lift motor power	kw	3.5		
Battery voltage,nominal capacity	V/Ah	48/135		
Battery weight	kg	80		
Battery size (L×W×H)	mm	682×300×420		
Brake		Hydraulic brake		



Technical Specification

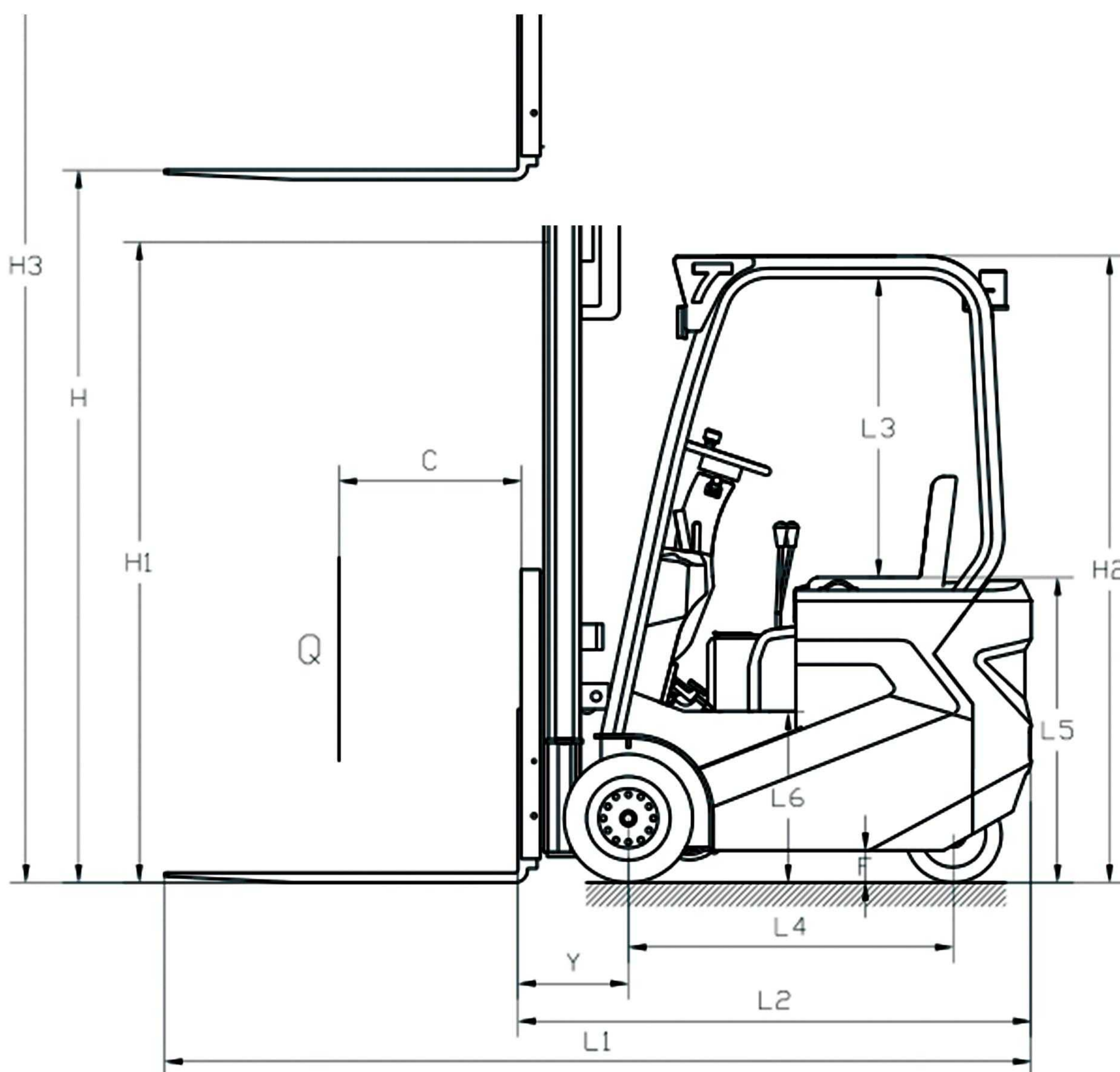
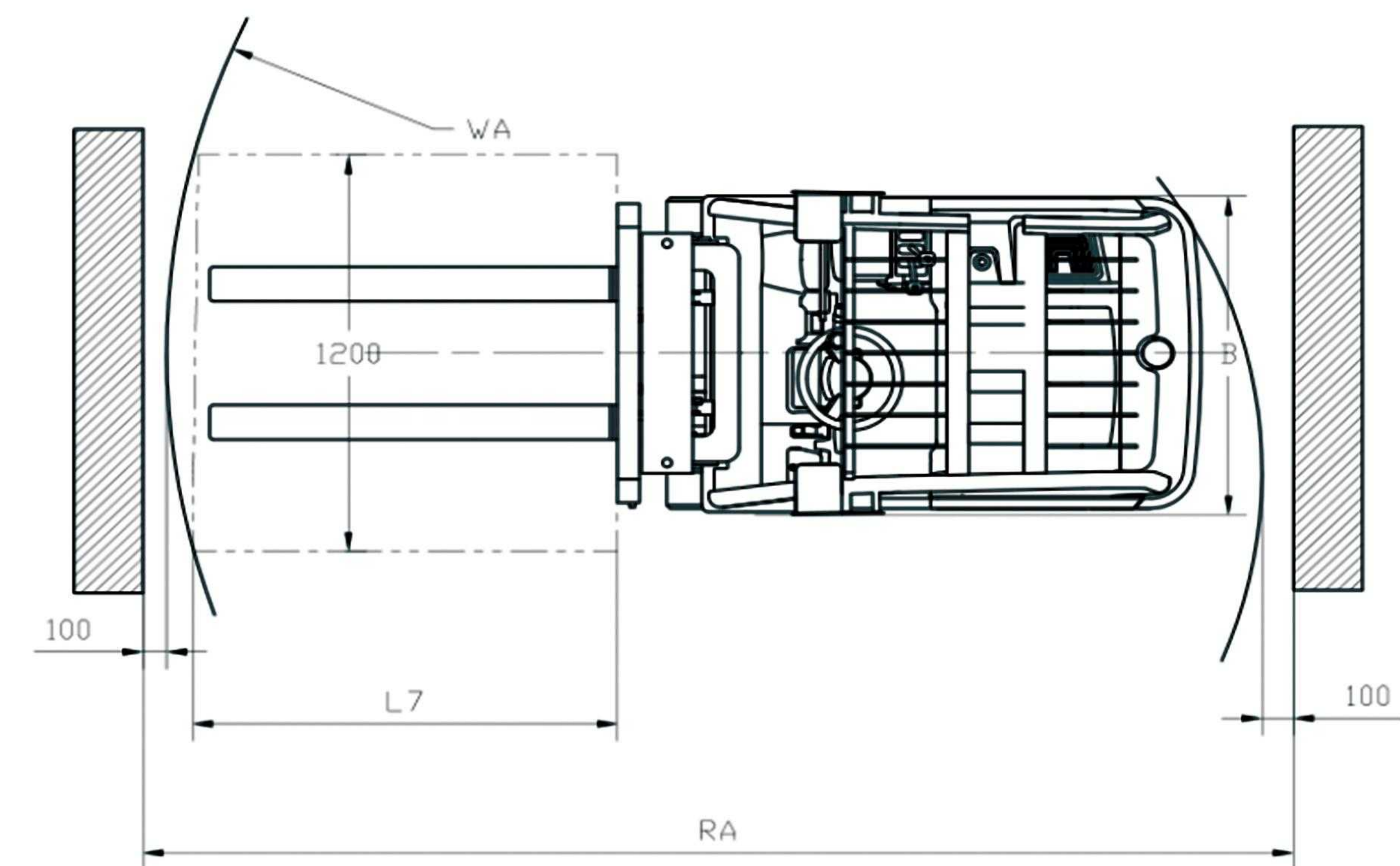
Model		3WEF15 4.5M (Triplex mast without sideshift)	3WEF15 4.5M (Triplex mast with sideshift)	3WEF15 4.8M (Triplex mast without sideshift)
Mast type		H type steel		
Drive mode		Front wheel drive		
Operation type		Sit-on drive		
Load capacity	kg	1500		
Load center	mm	400		
Wheelbase	L4 mm	1220		
EPS(With/Without)		Without		
Service weight (without battery)	kg	2660	2680	2670
Service weight (with battery)	kg	2740	2760	2755
Wheel material		Rubber		
Wheel size, Front wheel	mm	450×140		
Numbers of wheels (Hydraulic steering)		4		
Steering wheel	mm	380×110		
Mast height when lowered	H1 mm	2085	2085	2185
Overall length	L1 mm	2871	2919	2888
Body width	mm	1014		
Overall width	mm	1040		
Roof height	H2 mm	1992		
Max height when operation	H3 mm	5303	5490	5603
Lift height	H mm	80~4500	80~4500	80~4800
Ground clearance	F mm	90		
Fork length	mm	1070		
Fork outside width	mm	200~800		
Min.turning radius	WA mm	1603		
Fork Min.height	mm	80		
Fork thickness	mm	35		
Fork width	mm	100		
Lift free height	mm	1740	1740	1640
Fork lean forward / backforward angle	°	3/5		
Aisle width for pallets 800 x 1200 lengthway	RA mm	3172	3208	3172
Aisle width for pallets 1000 x 1000 crossway	RA mm	3473	3503	3473
Travel speed, Laden / unladen	km/h	8.0/9.0		
Lift speed, laden / unladen	mm/s	184/194		
Lowering speed, laden / unladen	mm/s	186/179		
Max.gradeability, laden / unladen	%	10		
Drive motor power	kw	4		
Lift motor power	kw	3.5		
Battery voltage,nominal capacity	V/Ah	48/135		
Battery weight	kg	80		
Battery size (L×W×H)	mm	682×300×420		
Brake		Hydraulic brake		

Technical Specification

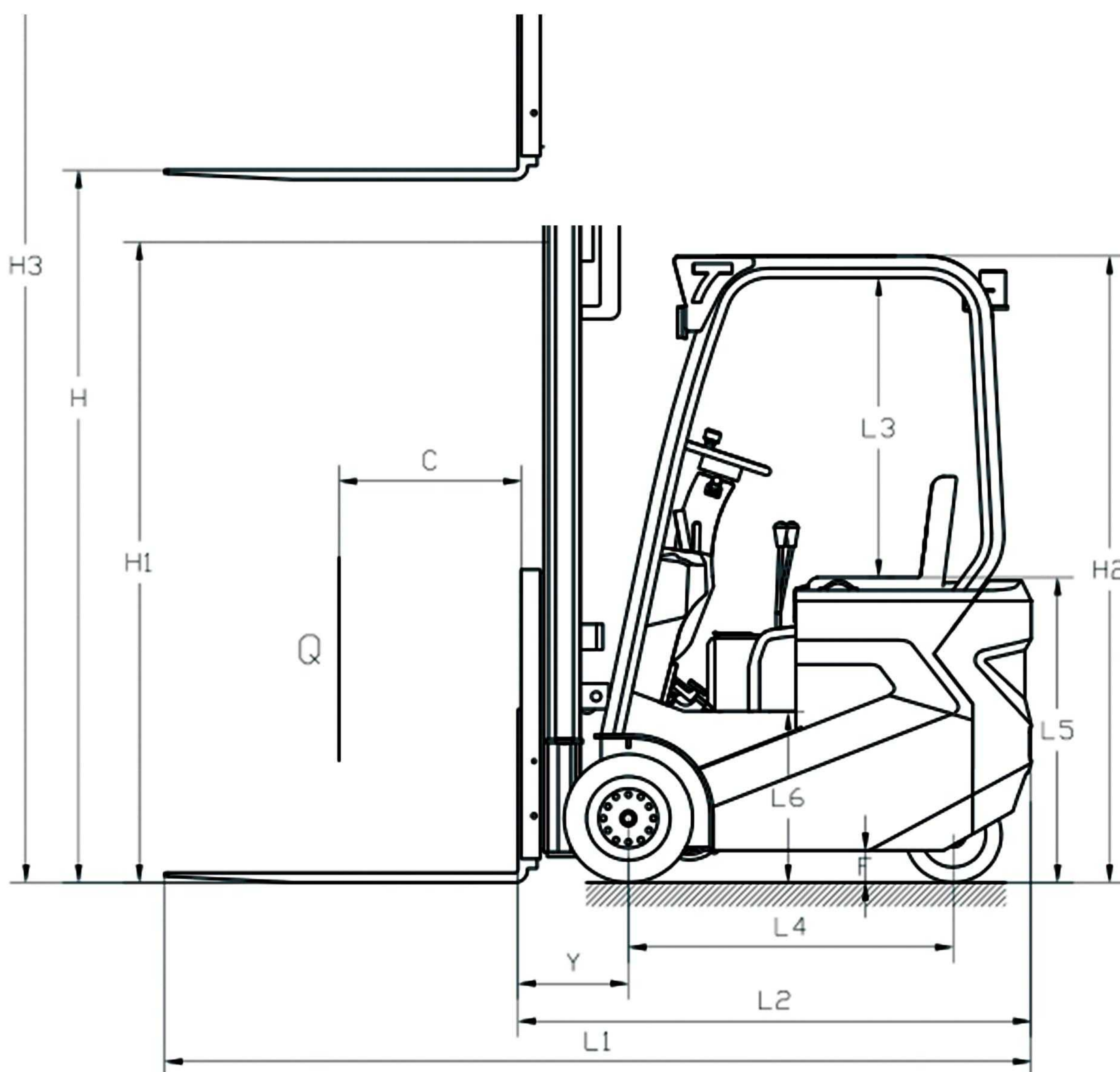
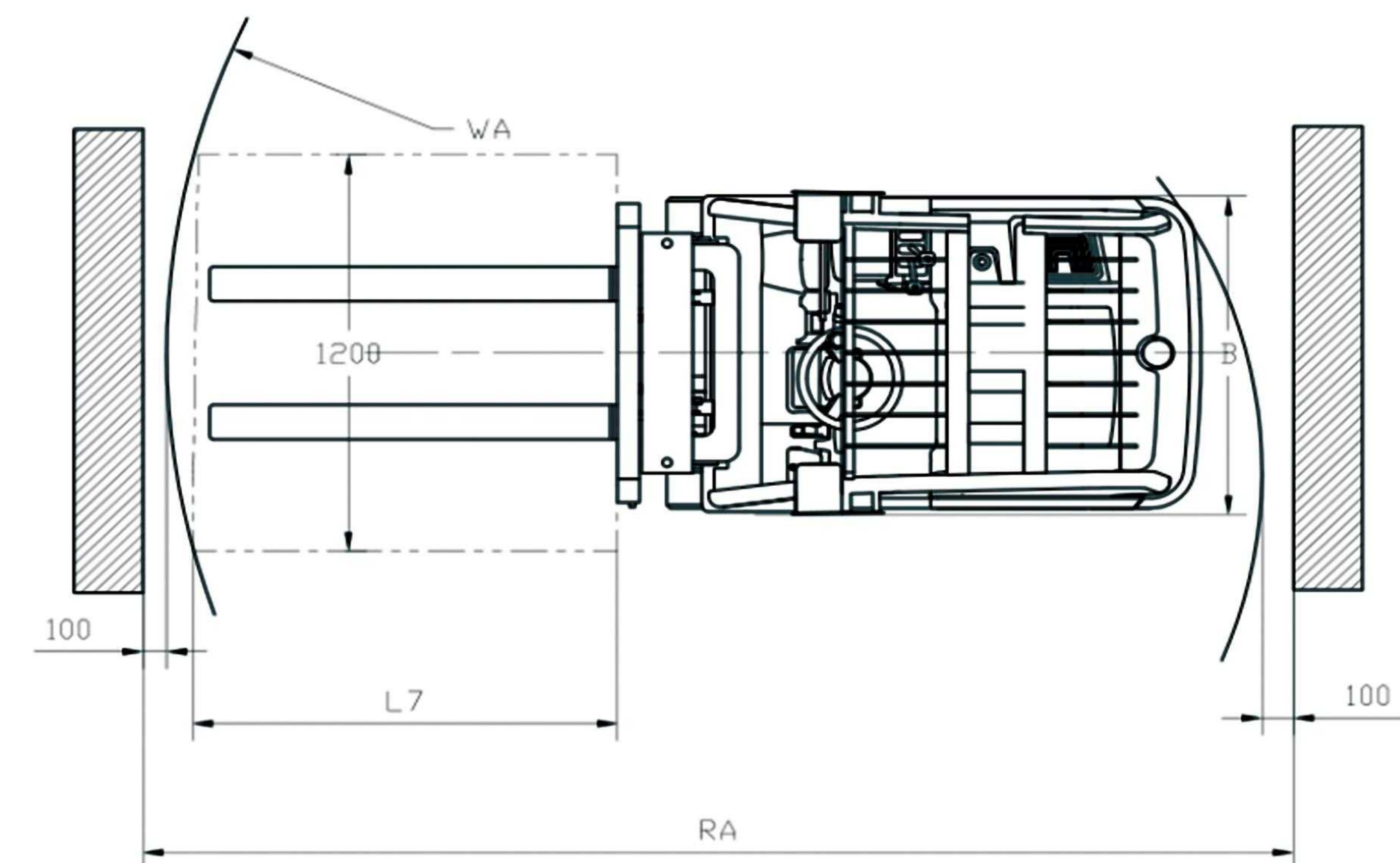


Model		3WEF15 4.8M (Triplex mast with sideshift)	3WEF18 3M (Duplex mast without sideshift)	3WEF18 3M (Duplex mast with sideshift)
Mast type		H type steel		
Drive mode		Front wheel drive		
Operation type		Sit-on drive		
Load capacity	kg	1500	1800	1800
Load center	mm	400		
Wheelbase	L4 mm	1220	1370	1370
EPS(With/Without)		Without		
Service weight (without battery)	kg	2695	2735	2755
Service weight (with battery)	kg	2775	2865	2885
Wheel material		Rubber		
Wheel size, Front wheel	mm	450×140	445×168	445×168
Numbers of wheels (Hydraulic steering)		4		
Steering wheel	mm	380×110	384×135	384×135
Mast height when lowered	H1 mm	2185	2075	2075
Overall length	L1 mm	2924	3026	3074
Body width	mm	1014	1064	1064
Overall width	mm	1040	1078	1078
Roof height	H2 mm	1992		
Max height when operation	H3 mm	5799	3862	4049
Lift height	H mm	80~4800	80~3000	80~3000
Ground clearance	F mm	90		
Fork length	mm	1070		
Fork outside width	mm	200~800	240~800	240~800
Min.turning radius	WA mm	1603	1733	1733
Fork Min.height	mm	80		
Fork thickness	mm	35	40	40
Fork width	mm	100	120	120
Lift free height	mm	1640	/	/
Fork lean forward / backforward angle	°	3/5		
Aisle width for pallets 800 x 1200 lengthway	RA mm	3208	3305	3353
Aisle width for pallets 1000 x 1000 crossway	RA mm	3503	3610	3649
Travel speed, Laden / unladen	km/h	8.0/9.0		
Lift speed, laden / unladen	mm/s	184/194		
Lowering speed, laden / unladen	mm/s	186/179		
Max.gradeability, laden / unladen	%	10		
Drive motor power	kw	4	6	6
Lift motor power	kw	3.5	3.5	3.5
Battery voltage,nominal capacity	V/Ah	48/135	48/200	48/200
Battery weight	kg	80	130	130
Battery size (L×W×H)	mm	682×300×420	682×300×600	682×300×600
Brake		Hydraulic brake		

Technical Specification



Model		3WEF18 3.5M (Duplex mast without sideshift)	3WEF18 3.5M (Duplex mast with sideshift)	3WEF18 4M (Triplex mast without sideshift)
Mast type		H type steel		
Drive mode		Front wheel drive		
Operation type		Sit-on drive		
Load capacity	kg	1800		
Load center	mm	400		
Wheelbase	L4 mm	1370		
EPS(With/Without)		Without		
Service weight (without battery)	kg	2760	2780	2950
Service weight (with battery)	kg	2890	2910	3080
Wheel material		Rubber		
Wheel size, Front wheel	mm	445×168		
Numbers of wheels (Hydraulic steering)		4		
Steering wheel	mm	384×135		
Mast height when lowered	H1 mm	2325	2325	1920
Overall length	L1 mm	3026	3074	3043
Body width	mm	1064		
Overall width	mm	1078		
Roof height	H2 mm	1992		
Max height when operation	H3 mm	4362	4549	4808
Lift height	H mm	80~3500	80~3500	80~4000
Ground clearance	F mm	90		
Fork length	mm	1070		
Fork outside width	mm	240~800		
Min.turning radius	WA mm	1733		
Fork Min.height	mm	80		
Fork thickness	mm	40		
Fork width	mm	120		
Lift free height	mm	/	/	1375
Fork lean forward / backforward angle	°	3/5		
Aisle width for pallets 800 x 1200 lengthway	RA mm	3155	3203	3172
Aisle width for pallets 1000 x 1000 crossway	RA mm	3460	3499	3473
Travel speed, Laden / unladen	km/h	8.0/9.0		
Lift speed, laden / unladen	mm/s	184/194		
Lowering speed, laden / unladen	mm/s	186/179		
Max.gradeability, laden / unladen	%	10		
Drive motor power	kw	6		
Lift motor power	kw	3.5		
Battery voltage,nominal capacity	V/Ah	48/200		
Battery weight	kg	130		
Battery size (L×W×H)	mm	682×300×600		
Brake		Hydraulic brake		

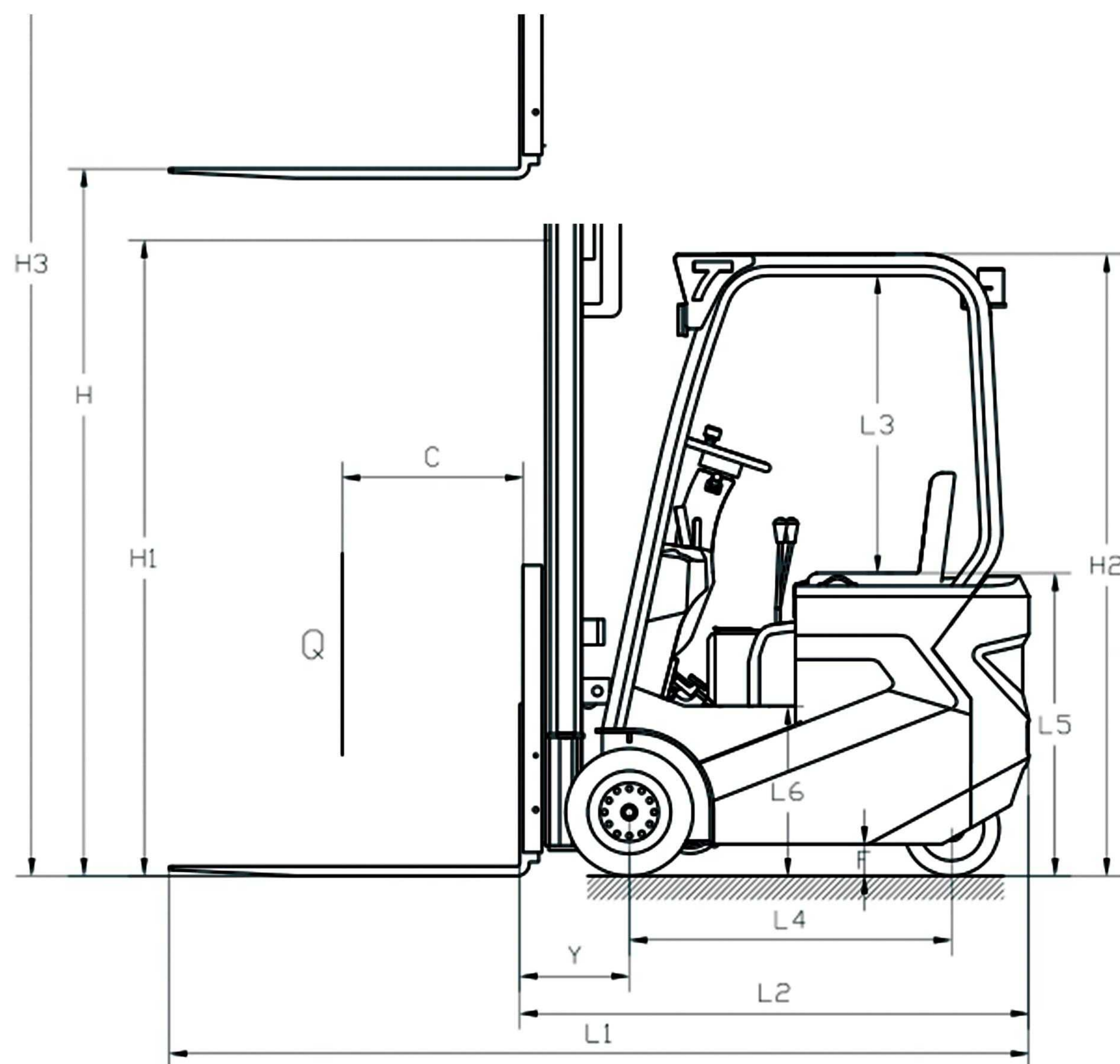
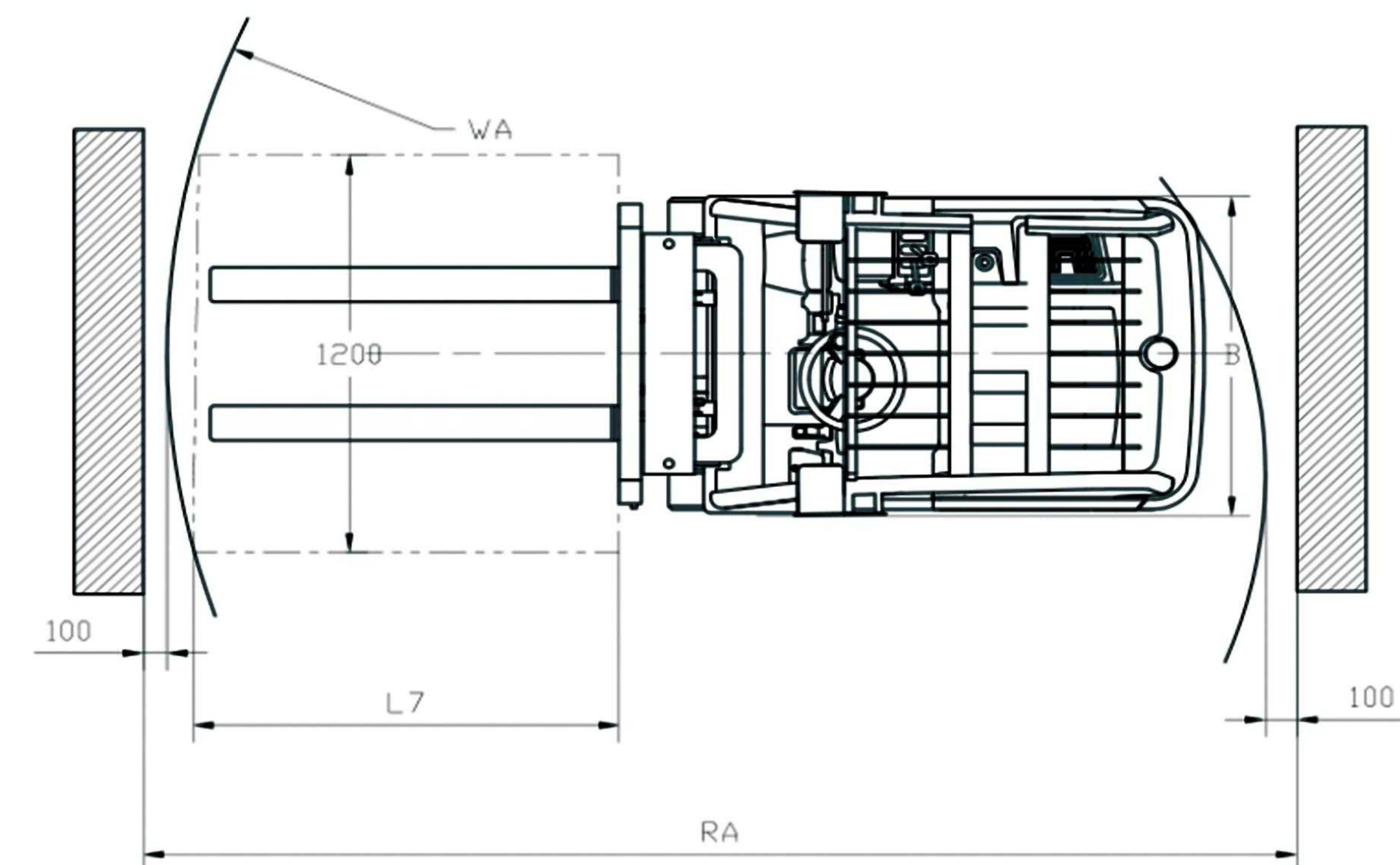


Technical Specification

Model		3WEF18 4M (Triplex mast with sideshift)	3WEF18 4.5M (Triplex mast without sideshift)	3WEF18 4.5M (Triplex mast with sideshift)
Mast type		H type steel		
Drive mode		Front wheel drive		
Operation type		Sit-on drive		
Load capacity	kg	1800		
Load center	mm	400		
Wheelbase	L4 mm	1370		
EPS(With/Without)		Without		
Service weight (without battery)	kg	2970	2975	2995
Service weight (with battery)	kg	3100	3105	3125
Wheel material		Rubber		
Wheel size, Front wheel	mm	445×168		
Numbers of wheels (Hydraulic steering)		4		
Steering wheel	mm	384×135		
Mast height when lowered	H1 mm	1920	2085	2085
Overall length	L1 mm	3079	3043	3079
Body width	mm	1064		
Overall width	mm	1078		
Roof height	H2 mm	1992		
Max height when operation	H3 mm	4995	5303	5490
Lift height	H mm	80~4000	80~4500	80~4500
Ground clearance	F mm	90		
Fork length	mm	1070		
Fork outside width	mm	240~800		
Min.turning radius	WA mm	1733		
Fork Min.height	mm	80		
Fork thickness	mm	40		
Fork width	mm	120		
Lift free height	mm	1375	1740	1740
Fork lean forward / backforward angle	°	3/5		
Aisle width for pallets 800 x 1200 lengthway	RA mm	3208	3172	3208
Aisle width for pallets 1000 x 1000 crossway	RA mm	3503	3473	3503
Travel speed, Laden / unladen	km/h	8.0/9.0		
Lift speed, laden / unladen	mm/s	184/194		
Lowering speed, laden / unladen	mm/s	186/179		
Max.gradeability, laden / unladen	%	10		
Drive motor power	kw	6		
Lift motor power	kw	3.5		
Battery voltage,nominal capacity	V/Ah	48/200		
Battery weight	kg	130		
Battery size (L×W×H)	mm	682×300×600		
Brake		Hydraulic brake		

Technical Specification

Model	3WEF18 4.8M (Triplex mast without sideshift)		3WEF18 4.8M (Triplex mast with sideshift)		
Mast type			H type steel		
Drive mode			Front wheel drive		
Operation type			Sit-on drive		
Load capacity	kg			1800	
Load center	mm			400	
Wheelbase	L4 mm			1370	
EPS(With/Without)			Without		
Service weight (without battery)	kg	2970			2990
Service weight (with battery)	kg	3120			3140
Wheel material			Rubber		
Wheel size, Front wheel	mm			445×168	
Numbers of wheels (Hydraulic steering)			4		
Steering wheel	mm			384×135	
Mast height when lowered	H1 mm	2185			2185
Overall length	L1 mm	3043			3079
Body width	mm			1064	
Overall width	mm			1078	
Roof height	H2 mm			1992	
Max height when operation	H3 mm	5603			5799
Lift height	H mm			80~4800	
Ground clearance	F mm			90	
Fork length	mm			1070	
Fork outside width	mm			240~800	
Min.turning radius	WA mm			1733	
Fork Min.height	mm			80	
Fork thickness	mm			40	
Fork width	mm			120	
Lift free height	mm			1640	
Fork lean forward / backforward angle	°			3/5	
Aisle width for pallets 800 x 1200 lengthway	RA mm	3322			3358
Aisle width for pallets 1000 x 1000 crossway	RA mm	3623			3653
Travel speed, Laden / unladen	km/h			8.0/9.0	
Lift speed, laden / unladen	mm/s			184/194	
Lowering speed, laden / unladen	mm/s			186/179	
Max.gradeability, laden / unladen	%			10	
Drive motor power	kw			6	
Lift motor power	kw			3.5	
Battery voltage,nominal capacity	V/Ah			48/200	
Battery weight	kg			130	
Battery size (L×W×H)	mm			682×300×600	
Brake			Hydraulic brake		



PS0485 / PS0412 / PS0415 FP0485 / FP0412 / FP0415 MANUAL PLATFORM STACKER

Load capacity 400 KGS


This practical lifting device can be used as working platform, runs up and down on chromed tube frame.



Standard matching 2 universal traceless casters with brake.



Standard matching two load wheels.



Turn the manual valve to lower the platform.



Step and press down the foot bar to lift the platform.

Model		PS0485	PS0412	PS0415	FP0485	FP0412	FP0415
Load capacity	kg	400	400	400	400	400	400
Max height	mm	1075	1425	1725	980	1330	1630
Lifting height	mm	765	1115	1415	650	1000	1300
Platform height	mm	85-850	85-1200	85-1500	200-850	200-1200	200-1500
Overall width	mm	600	600	600	590	590	590
Platform size L×W	mm	650×576	650×576	650×576	650×550	650×550	650×550
Fork size L×W	mm	650×110	650×110	650×110	-	-	-
Wheel size	mm	Φ127×40	Φ127×40	Φ127×40	Φ150×40	Φ150×40	Φ150×40
Roller size	mm	Φ75×40	Φ75×40	Φ75×40	Φ150×40	Φ150×40	Φ150×40
Net weight	mm	75	81	91	70	76	86
Packing	pallet / pcs	4	4	4	4	4	4
Package size	mm	1530×1330×750	1880×1330×750	2140×1340×750	1820×1270×750	2120×1300×780	2310×1260×750

EPS0412 / EPS0415 / EFP0412 / EFP0415 ELECTRIC PLATFORM STACKER

Load capacity 400 KGS

A range of highly manoeuvrable, lightweight lifts, designed to take the strain out of any lifting job from ground level to over shoulder height heavy duty design.

Confirms to EN1757



Standard matching 2 universal traceless casters with brake.



Standard matching two load wheels.



Emergency stop, Key to lock, Lifting and lowering button.

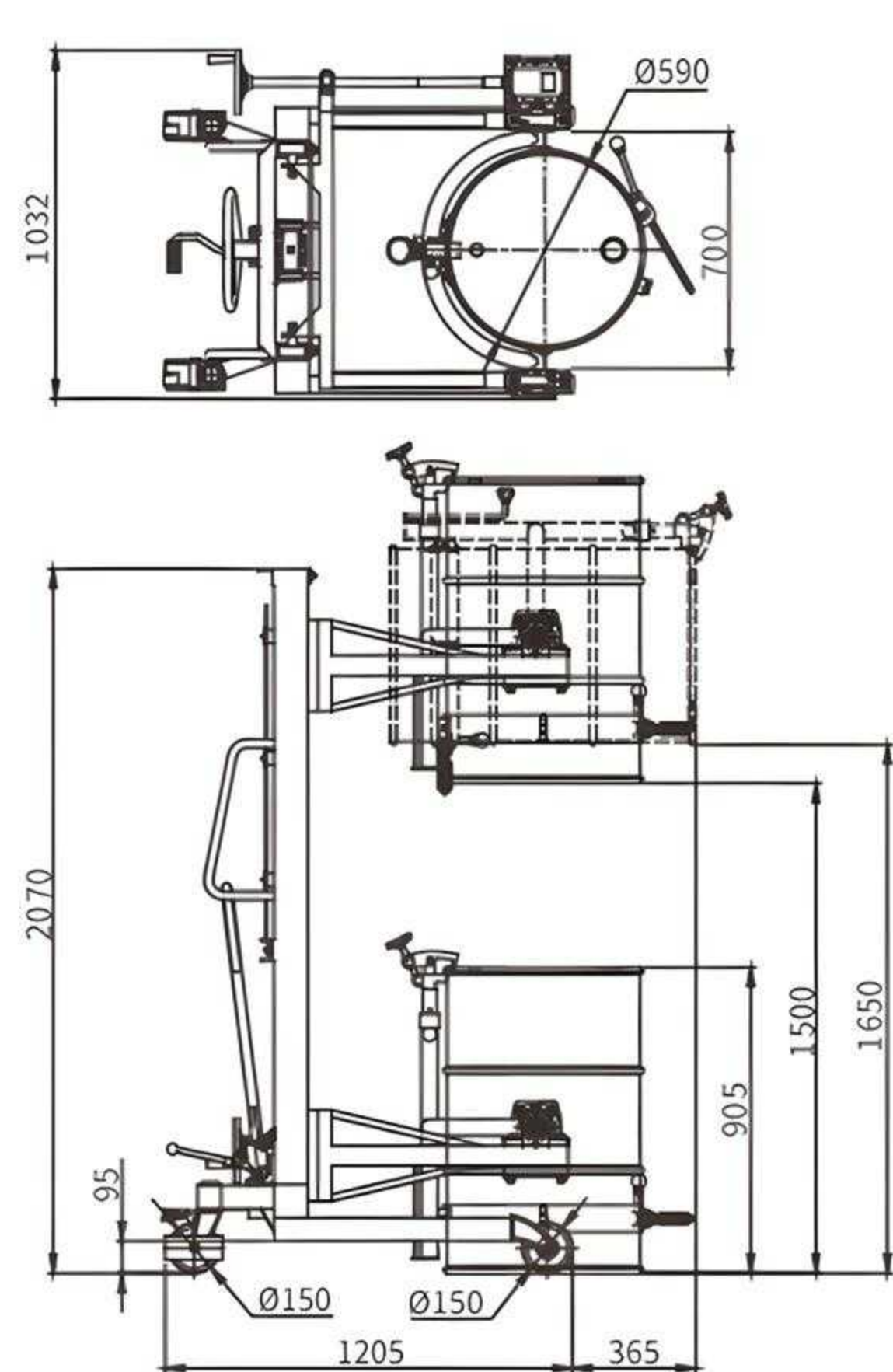


With built-in charger, fast and efficient charging.

Model		EPS0412	EPS0415	EFP0412	EFP0415
Load capacity	kg	400	400	400	400
Max height	mm	1425	1725	1330	1630
Lifting height	mm	1115	1415	1000	1300
Platform height	mm	85-1200	85-1500	200-1200	200-1500
Overall width	mm	600	600	590	590
Platform size L × W	mm	650×576	650×576	650×550	650×550
Fork size L × W	mm	650×110	650×110	-	-
Wheel size	mm	Φ127×40	Φ127×40	Φ150×40	Φ150×40
Roller size	mm	Φ75×40	Φ75×40	Φ150×40	Φ150×40
Lifting speed, laden/unladen	mm/s	80/185	80/185	80/185	80/185
Lowering speed, laden/unladen	mm/s	75/115	75/115	75/115	75/115
Battery capacity	v/ah	DC 12V/60AH	DC 12V/60AH	DC 12V/60AH	DC 12V/60AH
Motor power	w	DC 12V/700W	DC 12V/700W	DC 12V/700W	DC 12V/700W
Net weight	kg	109	115	108	114
Packing	pcs per pallet	1	1	1	1
Package size	mm	1150×630×1510	1150×640×1860	1150×630×1510	1150×640×1860

MULTIFUNCTIONAL DRUM DUMPERS

- Combined Eagle-grip structure and Anchor ear structure together
- Lifting, transporting, stacking and weighting 55 gallon steel drums and 200L rimmed plastic drums
- Special rolling technology of C-type frame has a strong security
- Drums can be manually hand rotated 180 degree & keep at any angle
- QDA450-1: Kinds of scales can be chosen, accuracy up to $\pm 3\%$



Optional: Aluminum Alloy Reducer



QDA450



QDA450-1

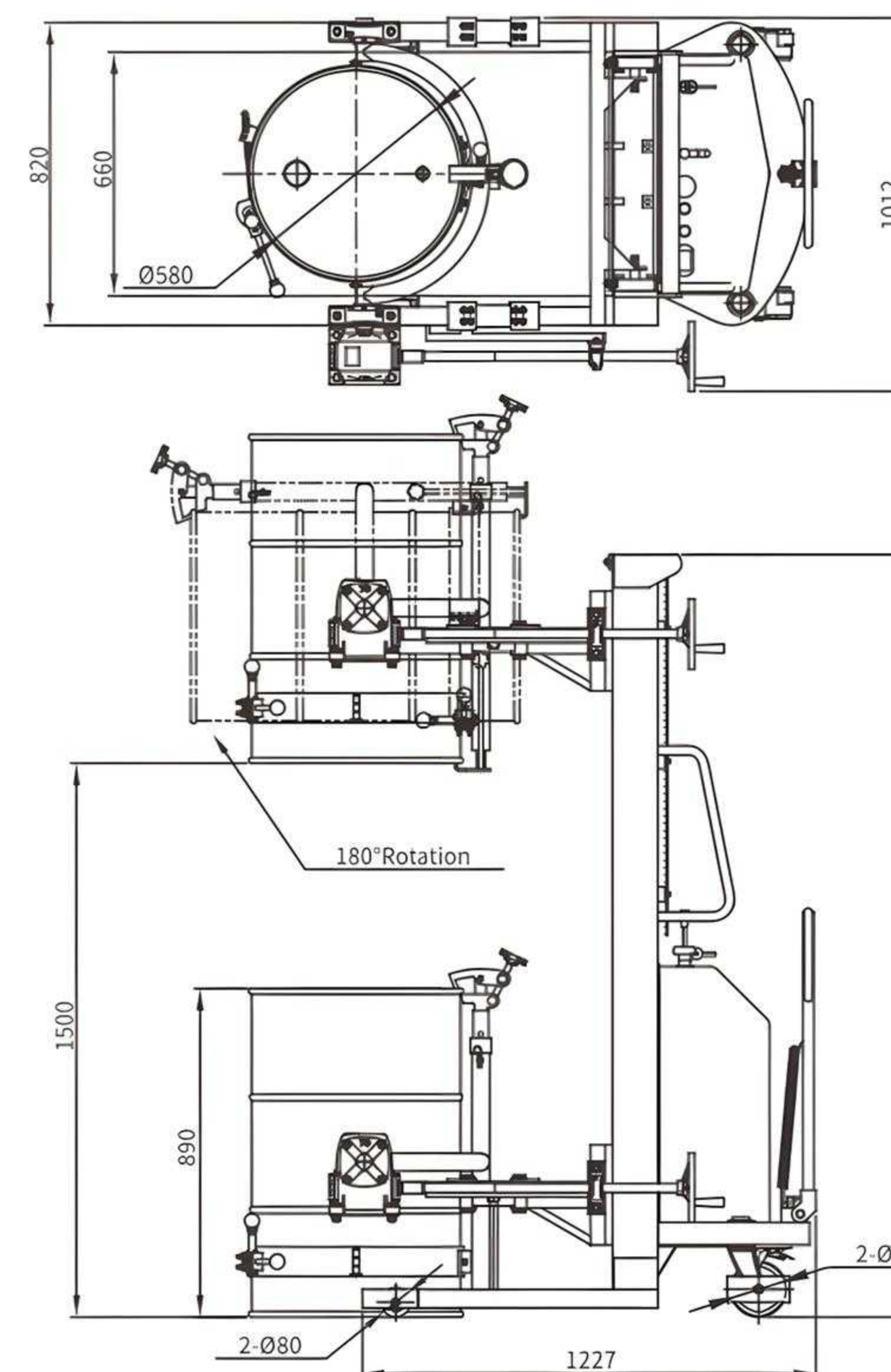


QDA450-S

Model		QDA450	QDA450-1(with scale)	QDA450-S(Stainless steel)
Load capacity	kg	450	350	700
Net weight	kg	181	194	173
Caster dimension	mm	Φ150×50	Φ150×50	Φ150×50

SEMI ELECTRIC DRUM LIFTER CUM TILTER

- Load capacity 520kg
- High quality hydraulic power unit and maintenance-free battery
- Special rolling technology of C-type frame has a strong security
- Combined Eagle-grip and Anchor ear structure is suitable for steel drums & plastic drums
- QYL520 & QYL520-1: Electric lifting & electric rotating
- QYL520A & QYL520A-1: Electric lifting & manual rotating
- QYL520-1 & QYL520A-1: Kinds of scales can be chosen, accuracy up to $\pm 3\%$



QYL520



QYL520-1



QYL520A



QYL550

Model		QYL520	QYL520-1 (with scale)	QYL520A	QYL520A-1 (with scale)	QYL550
Load Capacity	kg	520	520	520	520	550
Net weight	kg	280	308	269	274	280
Wheel Dimension (Front / Rear)	mm	Φ80×55 / 150×50	Φ80×55 / 150×50	Φ80×55 / 150×50	Φ80×55 / 150×50	Φ80×55 / 150×50
Turning Radius	mm	1620	1620	1620	1620	1620
Pump Unit Power	KW/h	1.6	1.6	1.6	1.6	1.6
Battery	AH/V	100/12	100/12	100/12	100/12	100/12
Lifting Speed	mm/s	120	120	120	120	120

TF15 / TF30 / TF50 / TF75 / TF100 SINGLE SCISSOR MANUAL LIFT TABLE



The handle can be fold and can put into the car trunk. Lift the handle-bar to lower the table top.



2 fixed casters with protection. Safety for operator's feet.



Step and press down the foot bar to lift the table top.



2 universal casters with brake and protection.

Model		TF15	TF30	TF50	TF75	TF100
Capacity	kg	150	300	500	750	1000
Table height	mm	220-720	280/340-880	285/340-880	420-990	380-990
Size of table	mm	700×450×36	815×500/ 850×500	815×500/ 850×500	1000×510×55	1016×510×55
Size of wheel	mm	100×25	125×40	125×40	147×50	125×50
Footpedal cycles to max height	Times	≤28	≤27	≤27	≤45	≤82
Net weight	Kg	46	77	81	125	140
Packing	Pc / pallet	4/6	4	4	4	4
Packing size	mm	105×830×780 1050×830×1170	1130×1030×1080	1130×1030×1080	1135×1210×1100	1350×1230×1050

TG50 / TG100 GRAND MANUAL LIFT TABLE SINGLE SCISSOR



The handle can be fold and can put into the car trunk. Lift the handle-bar to lower the table top.



2 fixed casters with protection. Safety for operator's feet.



Step and press down the foot bar to lift the table top.



2 universal casters with brake and protection.

Model		TG50	TG100
Capacity	kg	500	1000
Table height	mm	290-915	360-1360
Size of table	mm	1600×810	2035×750
Size of wheel	mm	Φ125×40	Φ180×50 Φ80×40
Footpedal cycles to max height	Times	≤55	≤200
Net weight	Kg	154	198
Ground clearance	mm	975	1000
Packing	Pc / pallet	2	1
Packing size	mm	1800×930×840	2320×810×500

HIW1.0EU / HIW2.0EU / HIW3.0EU / HIW4.0EU

ELECTRIC LIFTING PLATFORM



High quality pump station with overload protection device to prevent overload damage.



Remote control for lift up and down



Oil leak proof cylinder with strong power



Thickened fork with high strength steel

Model		HIW1.0EU	HIW2.0EU	HIW3.0EU	HIW4.0EU
Capacity	kg	500	1000	2000	3000
Height of platform	mm	190-1010	190-1010	190-1010	220-1020
Size of platform	mm	1300×800			
Net weight	kg	160	220	280	320
Lifting time with loading	s	15	35	40	28
Lifting speed with loading	mm/s	55	40	22	30
Lowering speed with loading	mm/s	40	35	33	40
motor	kw	0.75		1.5	
Packing	Pc / pallet	2			
Packing size	mm	1490×810×530		1490×810×590	
Optionat voltage	v/hz	Single-Phase 230V, 50HZ / Three-Phase 380V, 50HZ			

TFD15 / TFD35 / TFD70

DOUBLE SCISSOR MANUAL LIFT TABLE



The handle can be fold and can put into the car trunk. Lift the handle-bar to lower the table top.



2 fixed casters with protection. Safety for operator's feet.



Step and press down the foot bar to lift the table top.



2 universal casters with brake and protection.

Model		TFD15	TFD35	TFD70
Capacity	kg	150	350	700
Table height	mm	310-1260	355-1300	455-1500
Size of table	mm	700×500	910×500	1220×610
Size of wheel	mm	100×32	125×40	125×40
Footpedal cycles to max height	Times	≤47	≤53	≤97
Net weight	Kg	58	105	195
Packing	Pc / pallet	4	4	4
Packing size	mm	1050×1010×1010	1150×1030×1010	1410×1380×1170

ETF30 / ETF35 / ETF50 / ETF75 DOUBLE SCISSOR ELECTRIC LIFT TABLE

Load capacity 300 / 350 / 500 / 750 KGS

Ideally suited for use as a feeding table on an assembly line

Excellent hydraulic unit for raising table top to the target height

Electrically operated table descent control



Main Feature



Variety battery capacity available

By pairing battery volumes and its chargers to match various work time demands.



Security and stability

The hydraulic lifting system of this vehicle adopts the design without oil pipe, which greatly improves the reliability of the hydraulic system and reduces the risk of oil leakage of the joint or oil pipe.

Wear resistant roller

2 fixed casters with protection. Safety for operator's feet.



Switch button

Just button up and down to control platform height, this makes the operation convenient and efficient.



Swivel caster

2 universal casters with brake and protection.



Battery indicator

With battery display, easy to prepare charging work in advance.



Model		ETF30	ETF35	ETF50	ETF75
Load capacity	kg	300	350	500	750
Table height	mm	290-880	370-1300	440-1025	420-970
Table size	mm	820×500×50	910×500×53	1010×520×50	1000×510×55
Wheel size	mm	Φ125×40	Φ125×40	Φ150×48	Φ150×48
Overall length	mm	1145	1210	1305	1345
Height from ground to top of handle	mm	920	920	970	935
Lifting speed, laden/unladen	mm	65/94	90/110	65/94	70/80
Lowng speed, laden/unladen	mm	98/74	100/90	98/74	50/35
Lifting cycles (fully charged)		120	100	100	100
Battery capacity	v/ah	4×12/10	4×12/10	2×12/15	4×12/10
Vertical travel	mm	590	930	585	550
Lifting motor power	Kw	0.8	0.8	0.8	0.8
Built-in charger (DC24V kw)	Hr	8.5	8.5	8.5	8.5
Average lifting speed	mm/s	10	10	10	12
Net weight	kg	115	142	157	160
Packing	pc/pallet	1	1	1	1
Packnig size	mm	1260×620×640	1370×630×650	1420×670×700	1480×730×700

HTF-G05 / HTF-G10 HTF-G20 ELECTRIC LIFTING PALTFORM

Compact Hydraulic design with all safety components complying to EN1570

High pressure cylinder with dual safety function

Hard chrome plated piston rods

With emergency switch off and a 3m long control cable



Model		HTF-G05	HTF-G10	HTF-G20
Capacity	kg	500	1000	2000
Height of platform	mm	86-760	82-760	100-1000
Size of platform	mm	1020×610	1450×1140	1560×1140
Net weight	kg	95	250	376
Lifting time with loading	s	10	18	55
Lifting speed with loading	mm/s	75	42	16
Lowering speed with loading	mm/s	34	48	23
motor	kw	0.75		
Packing	Pc / pallet	2		
Packing size	mm	1470×1160×1500		
Optionat voltage	v/hz	Single-Phase 230V, 50HZ / Three-Phase 380V, 50HZ		

HTF-U10 ELECTRIC LIFTING PALTFORM

Compact Hydraulic design with all safety components complying to EN1570

High pressure cylinder with dual safety function

Hard chrome plated piston rods

With emergency switch off and a 3m long control cable



Model		HTF-U10
Capacity	kg	1000
Height of platform	mm	80-760
Size of platform	mm	1450×1140
Net weight	kg	235
Lifting time with loading	s	18
Lifting speed with loading	mm/s	42
Lowering speed with loading	mm/s	48
motor	kw	0.75
Packing	Pc / pallet	2
Packing size	mm	1470×1160×1500
Optionat voltage	v/hz	Single-Phase 230V, 50HZ / Three-Phase 380V, 50HZ